

# PLUMMER BLOCKS



## “QUALITY IS OUR MOTTO”

### “USA” Plummer Block Means Quality and Viceversa

Since last 65 years we have been manufacturing “USA” Plummer Blocks' and during these years we have earned only name by providing quality through out country

Here on this occasion it is our humble duties to our valued customer to make them understand why they should use “USA” Plummer Blocks There are many reasons but few of them are listed below.

- Unique Swastik Agency believe in quality standard and accuracy in Plummer blocks night from raw material to finish product it under goes through rigorous tests and quality control they are made from best quality of CI Castings.
- Proper utilization of Plummer Blocks is vital for long life of bearing a though "USA" Plummer Block which is machined from all sides guarantees absolute protection and long life to the bearing for years as now a days bearings very costly.
- All “USA” Plummer Blocks are checked up for bearing tallance and fitted with exact outer diameter by using 21st century technology.
- You can take accuracy durability and high quality for granted in "USA" Plummer Blocks.
- “USA” Plummer Blocks gives you exceptional value for your money because you get the consistent quality and that to at competitive rate.
- The No 1 “USA” Plummer Blocks is coming to you from the reputed manufactures of the country with more than 65 years experience.

## SO REMEMBER,

Anything else than "USA" Plummer Blocks would be something less.



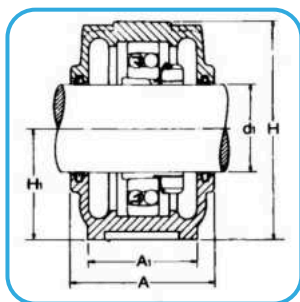
# INDEX

## PLUMMER BLOCK

S 505	TO	S 544	
S 605.....	TO.....	S 640.....	4
SN 505.....	TO.....	SN 517.....	5
SN 518.....	TO.....	SN 538.....	6
SN 605.....	TO.....	SN 614.....	7
SN 615.....	TO.....	SN 632.....	8
SN 205.....	TO.....	SN 217.....	9
SN 218.....	TO.....	SN 238.....	10
SN 305.....	TO.....	SN 314.....	11
SN 315.....	TO.....	SN 332.....	12
SN 3024.....	TO.....	SN 3138.....	13
S 3024.....	TO.....	S 3040.....	14
SNA 505.....	TO.....	SNA 609.....	15
SNA 512.....	TO.....	SNA 615.....	16
SNA 519.....	TO.....	SNA 532.....	17
SNH 505.....	TO.....	SNH 609.....	18
SNH 512.....	TO.....	SNH 616.....	19
SNH 520.....	TO.....	SNH 532.....	20
SD 3340.....	TO.....	SD 3376.....	21
SD 3134.....	TO.....	SD 3164.....	22
SD 3052.....	TO.....	SD 3080.....	23
SD 530.....	TO.....	SD 560.....	24
SD 628.....	TO.....	SD 652.....	25

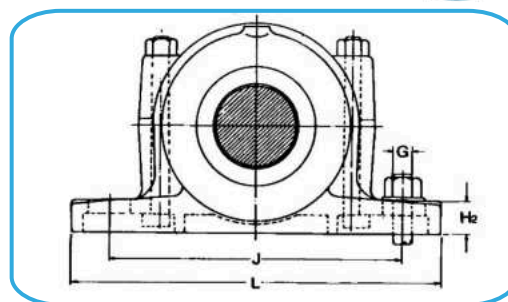
## BEARING

1200.....	TO.....	1222.....	26
2200.....	TO.....	2222.....	27
1302.....	TO.....	1318.....	28
2302.....	TO.....	2318.....	29
23120 C.....	TO.....	231/500 CA.....	30
22205 C.....	TO.....	22254.....	31
23218 C.....	TO.....	530 CA.....	32
22308 C.....	TO.....	22356C.....	33
Inch / Millimeters Conversation Table.....			34



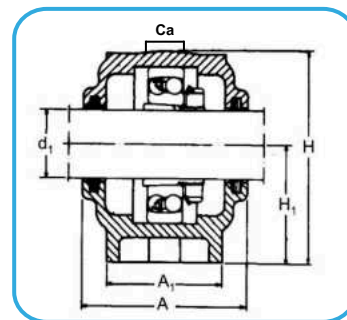
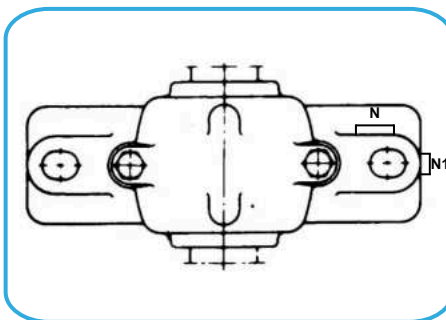
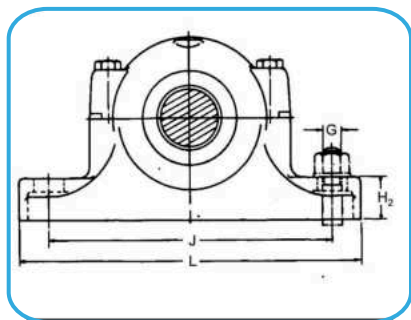
**“USA” Plummer Blocks : Series S. 500 (Suitable for Brg. No. 1200K, 2200K, 22,200K Series)**

Hosing no.	For shaft Diameters d1		Dimension in MM						Inch G
	MM	INCH	A	A1	H1	L	J	H2	
505	20	3/4	62	52	40	165	125	12	1/2
506	25	1	80	55	50	190	150	17	1/2
507	30	1-1/8	82	52	50	190	150	18	1/2
508	35	1-1/4	87	60	60	210	167	18	1/2
509	40	1-1/2	90	60	60	220	170	20	1/2
510	45	1-3/4	90	60	60	220	170	20	1/2
511	50	2	95	66	70	270	213	20	5/8
512	55	2-1/8	105	67	70	270	213	23	5/8
513	60	2-1/4	110	80	80	290	230	25	5/8
514	60	2-3/8	115	80	80	295	240	28	5/8
515	65	2-1/2	115	80	80	295	240	28	5/8
516	70	2-3/4	120	90	95	330	260	27	5/8
517	75	3	125	90	95	330	260	28	3/4
518	80	3-1/8	130	97	100	360	290	29	3/4
519	85	3-1/4	140	100	112	360	290	33	3/4
520	90	3-1/2	150	110	112	400	320	33	3/4
521	95	3-3/4	160	120	125	420	350	36	7/8
522	100	4	160	120	125	420	350	36	7/8
524	110	4-1/4	175	117	140	420	350	36	7/8
526	115	4-1/2	190	128	150	455	385	40	7/8
528	125	5	202	152	150	505	415	42	1-1/8
530	135	5-1/4	210	158	160	540	445	50	1-1/8
532	140	5-1/2	214	160	170	565	470	50	1-1/4
534	150	6	252	170	180	625	520	50	1-1/4
536	160	6-1/2	252	170	192	680	565	65	1-1/4
538	170	6-3/4	255	190	200	710	580	60	1-1/2
540	180	7	270	203	212	757	615	60	1-1/2
544	200	8	285	220	240	830	680	70	1-1/4



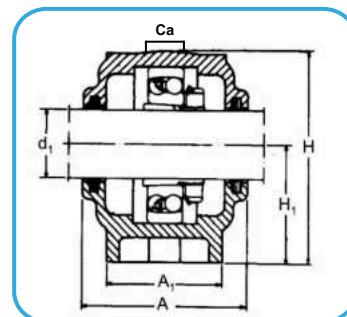
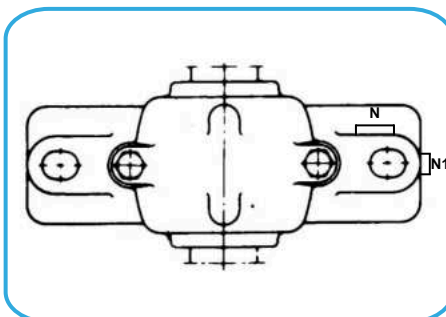
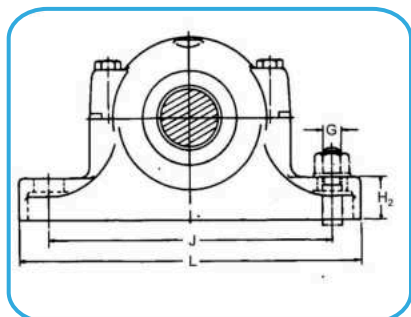
**“USA” Plummer Blocks : Series S. 600 (Suitable for Brg. No. 1300K, 2300K, 22,300K Series)**

Hosing no.	For shaft Diameters d1		Dimension in MM						Inch G
	MM	INCH	A	A1	H1	L	J	H2	
605	20	3/4	80	52	50	190	150	16	1/2
606	25	1	82	52	50	190	150	18	1/2
607	30	1-1/8	92	60	60	215	162	20	1/2
608	35	1-1/4	92	64	60	215	162	20	1/2
609	40	1-1/2	95	69	70	275	210	23	1/2
610	45	1-3/4	115	70	70	270	210	23	1/2
611	50	2	115	80	80	290	233	25	5/8
612	55	2-1/8	115	80	80	290	230	25	5/8
613	60	2-1/4	126	87	95	290	230	25	5/8
615	65	2-1/2	129	97	100	295	240	28	5/8
616	70	2-3/4	140	100	112	330	260	27	5/8
617	75	3	162	110	125	330	260	28	3/4
618	80	3-1/8	160	120	125	420	350	36	7/8
619	85	3-1/4	165	125	125	360	290	33	3/4
620	90	3-1/2	178	119	140	400	320	33	3/4
621	95	3-3/4	190	130	150	420	350	36	7/8
622	100	4	190	130	150	420	350	36	7/8
624	110	4-1/4	210	158	160	420	350	36	1
626	115	4-1/2	212	157	170	455	385	40	1
628	125	5	255	170	180	505	415	42	1
630	135	5-1/4	255	170	190	540	445	50	1-1/8
632	140	5-1/2	260	190	200	565	470	50	1-1/4
634	150	6	270	203	212	625	520	50	1-1/4
636	160	6-1/2	270	210	225	680	565	65	1-1/4
638	170	6-3/4	285	220	240	710	580	60	1-1/2
640	180	7	300	230	250	757	615	60	1-1/2



**“USA” Plummer Blocks (Bearing housings)  
Series SN 500 for bearings with adaptor sleeves.**

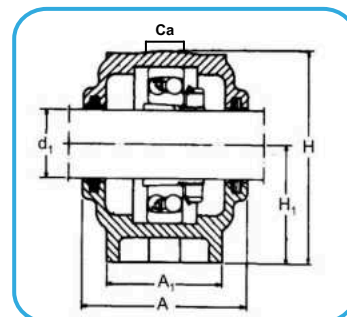
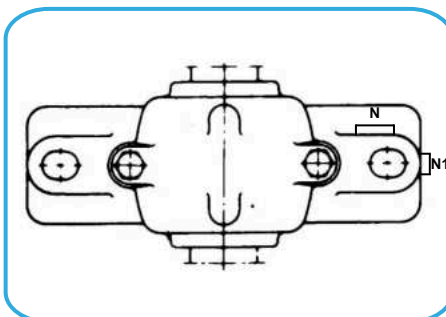
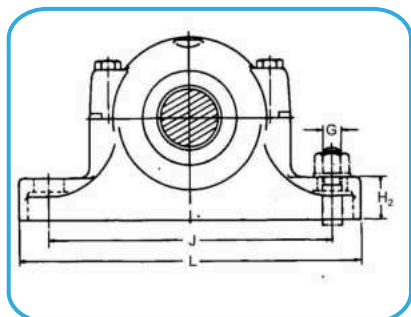
Plummer Block Designation	Shaft dia d1		DIMENSION IN MM									Bearing with Adapter sleeve	Locating Rings	No.	Felt Strip No.		
	MM	INCH	A	H1	L	A1	J	H2	G	Ca	N					N1	
SN 505	20	3/4	67	40	165	46	130	19	12	25	20	15	1205 K + 2205 K +	H 205 H 305	5/52 7/52	2 1	FS 110
SN 506	25	1	77	50	185	52	150	22	12	30	20	15	1206 K + 2206 K +	H 206 H 306	7/62 10/62	2 1	FS 190
SN 507	30	1-1/8	82	50	185	52	150	22	12	33	20	15	1207 K + 2207 K + 22207CK +	H 207 H 307 H 307	8/72 10/72 10/72	2 1 1	FS 190
SN 508	35	1-1/4	85	60	205	60	170	25	12	34	20	15	1208 K + 2208 K + 22208CK +	H 208 H 308 H 308	8/80 11/80 11/80	2 1 1	FS 190
SN 509	40	1-1/2	85	60	205	60	170	25	12	31	20	15	1209 K + 2209 K + 22209CK +	H 209 H 309 H 309	6/85 8/85 8/85	2 1 1	FS 190
SN 510	45	1-3/4	90	60	205	60	170	25	12	33	20	15	1210 K + 2210 K + 22210CK +	H 210 H 310 H 310	6.5/90 10/90 10/90	2 1 1	FS 190
SN 511	50	2	95	70	255	70	210	28	16	33	23	18	1211 K + 2211 K + 22211CK +	H 211 H 311 H 311	6/100 8/100 8/100	2 1 1	FS 260
SN 512	55	2-1/8	105	70	255	70	210	30	16	38	23	18	1212 K 2212 K 22212CK	H 212 H 312 H 312	8/110 10/110 10/110	2 1 1	FS 260
SN 513	60	2-1/4	110	80	275	80	230	30	16	43	23	18	1213 K + 2213 K + 22213CK +	H 213 H 313 H 313	10/120 12/120 12/120	2 1 1	FS 260
SN 514	60	2-3/8	115	80	280	80	230	30	16	41	23	18	1214K + 2215K + 22214K +	H214 H314 H314	8.5/125 10/125 10/125	2 1 1	FS260
SN 515	65	2-1/2	115	80	280	80	230	30	16	41	23	18	1215 K 2215 K 22215CK	H 215 H 315 H 315	8/130 10/130 10/130	2 1 1	FS 260
SN 516	70	2-3/4	120	95	315	90	260	32	20	43	27	22	1216 K 2216 K 22216CK	H 216 H 316 H 316	8.5/140 10/140 10/140	2 1 1	FS 330
SN 517	75	3	125	95	320	90	260	32	20	46	27	22	1217 K 2217 K 22217CK	H 217 H 317 H 317	9/150 10/150 10/150	2 1 1	FS 330



“USA” Plummer Blocks (Bearing housings)  
Series SN 500 for bearings with adaptor sleeves.

“USA” Plummer Block SN-524 and above  
are supplied with eye bolt on cap

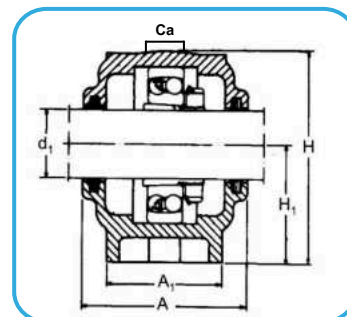
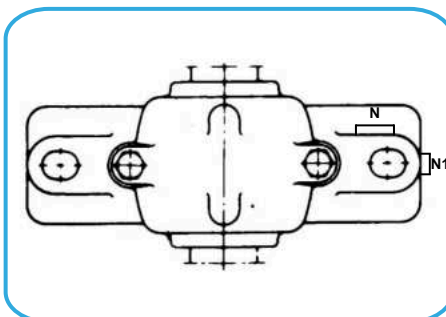
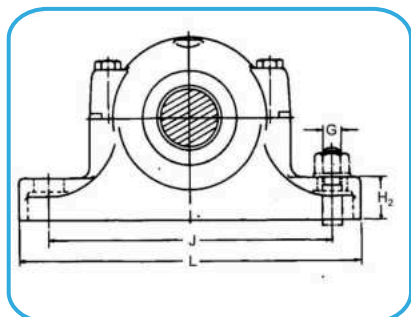
Plummer Block Designation	Shaft dia d1		DIMENSION IN MM										Bearing with Adapter sleeve	Locating Rings	No.	Felt Strip No.	
	MM	INCH	A	H1	L	A1	J	H2	G	Ca	N	N1					
SN 518	80	-	145	100	345	100	290	35	20	62	27	22	1218 K 2218 K 22218CK 23218CK	H 218 H 318 H 318 H 2318	16.2/160 11.2/160 11.2/160 10/160	2 2 2 1	FS 330
SN 519	85	3-1/4	145	112	345	100	290	35	20	53	27	22	1219 K 2219 K 22219CK	H 219 H 319 H 319	10.5/170 10/170 10/170	2 1 1	FS 330
SN 520	90	3-1/2	160	112	380	110	320	40	24	70	32	26	1220 K 2220 K 22220CK 23220CK	H 220 H 320 H 320 H 2320	18/180 12/180 12/180 9.7/180	2 2 2 1	FS 370
SN 522	100	4	175	125	410	120	350	45	24	80	32	26	1222 K 2222 K 22222CK 23222CK	H 222 H 322 H 322 H 2322	21/200 13.5/200 13.5/200 10/200	2 2 2 1	FS 460
SN 524	110	4-1/4	185	140	410	120	350	45	24	86	32	26	22224CK 23224CK	H 3124 H 2324	14/215 10/215	2 1	FS 460
SN 526	115	4-1/2	190	150	445	130	380	50	24	90	35	28	22226CK 23226CK	H 3126 H 2326	13/230 10/230	2 1	FS 460
SN 528	125	5	205	150	500	150	420	50	30	98	42	35	22228CK 23228CK	H 3128 H 2328	15/250 10/250	2 1	FS 510
SN 530	135	5-1/4	220	160	530	160	450	60	30	106	42	35	22230CK 23230CK	H 3130 H 2330	16.5/270 10/270	2 1	FS 510
SN 532	140	5-1/2	235	170	550	160	470	60	30	114	42	35	22232CK 23232CK	H 3132 H 2332	17/290 10/290	2 1	FS 680
SN 534	150	6	235	180	620	170	520	65	30	120	42	35	22234CK 23234CK	H 3134 H 2334	17/310 10/310	2 1	FS 680
SN 536	160	6-1/2	245	190	650	180	560	65	30	122	42	35	22236CK 23236CK	H 3136 H 2336	18/320 10/320	2 1	FS 680
SN 538	170	6-3/4	255	200	680	190	580	70	36	130	50	42	22238CK 23238CK	H 3138 H 2338	19/340 10/340	2 1	FS 680



**“USA” Plummer Blocks (Bearing housings)**  
**Series SN 600 for bearings with adaptor sleeves.**

Plummer Block Designation	Shaft dia d1		DIMENSION IN MM									Bearing with Adapter sleeve	Locating Rings	No.	Felt Strip No.		
	MM	INCH	A	A1	H1	L	J	H2	G	Ca	N					N1	
SN 605	20	3/4	80	50	185	52	150	22	12	34	20	15	1305 K 2305 K	H 305 H 2305	8.5/62 10/62	2 1	FS 110
SN 606	25	1	82	50	185	52	150	22	12	37	20	15	1306 K 2306 K	H 306 H 2306	9/72 10/72	2 1	FS 190
SN 607	30	1-1/8	90	60	205	60	170	25	12	41	20	15	1307 K 21307 K 2307 K	H 307 H 307 H 2307	10/80 10/80 10/80	2 2 1	FS 190
SN 608	35	1-1/4	95	60	205	60	170	25	12	43	20	15	1308 K 21308 K 2308 K 22308CK	H 308 H 308 H 2308 H 2308	10/90 10/90 10/90 10/90	2 2 1 1	FS 190
SN 609	40	1-1/2	105	70	255	70	210	28	16	46	23	18	1309 K 21309 K 2309 K 22309CK	H 309 H 309 H 2309 H 2309	10.5/100 10.5/100 10/100 10/100	2 2 1 1	FS 190
SN 610	45	1-3/4	115	70	255	70	210	30	16	50	23	18	1310 K 21310 K 2310 K 22310CK	H 310 H 310 H 2310 H 2310	11.5/110 11.5/110 10/110 10/110	2 2 1 1	FS 190
SN 611	50	2	120	80	275	80	230	30	16	53	23	18	1311 K 21311 K 2311 K 22311CK	H 311 H 311 H 2311 H 2311	12/120 12/120 10/120 10/120	2 2 1 1	FS 260
SN 612	55	2-1/8	125	80	280	80	230	30	16	56	23	18	1312 K 21312 K 2312 K 22312CK	H 312 H 312 H 2312 H 2312	12.5/130 12.5/130 10/130 10/130	2 2 1 1	FS 260
SN 613	60	2-1/4	130	95	315	90	260	32	20	58	27	22	1313 K 21313 K 2313 K 22313CK	H 313 H 313 H 2313 H 2313	12.5/140 12.5/140 10/140 10/140	2 2 1 1	FS 260
SN 614	70 65		130	95	320	90	260	32	20	61	27	22	1314 21314 2314 22314CK	AHX 2314	13/150 13/150 10/150 10/150	2 2 1 1	FS 260



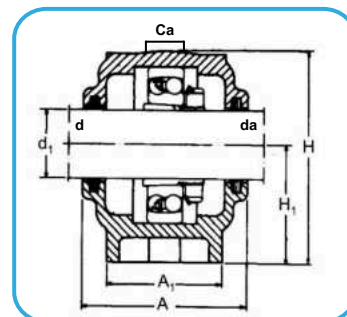
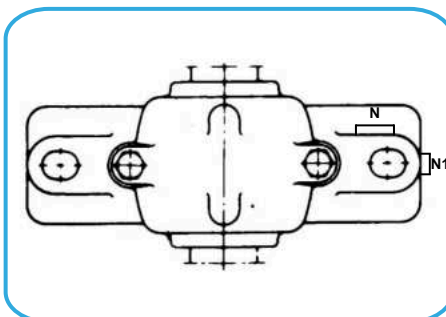
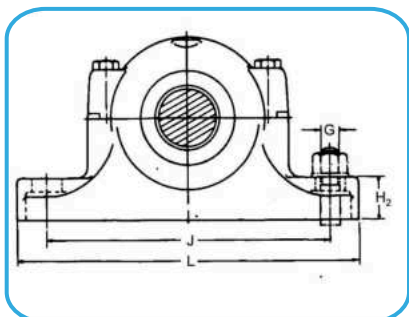


“USA” Plummer Blocks (Bearing housings)  
Series SN 600 for bearings with adaptor sleeves.

“USA” Plummer Block SN-620 and above  
are supplied with eye bolt on cap

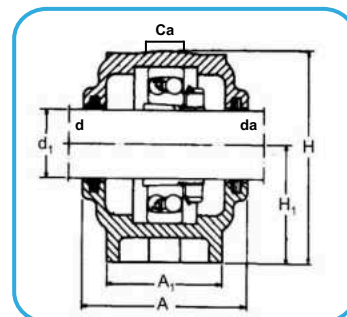
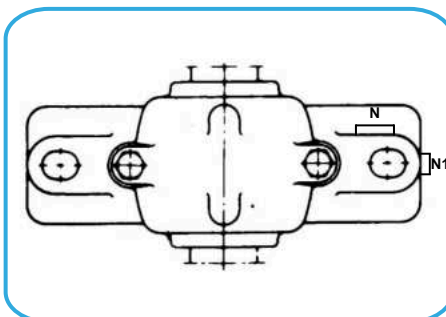
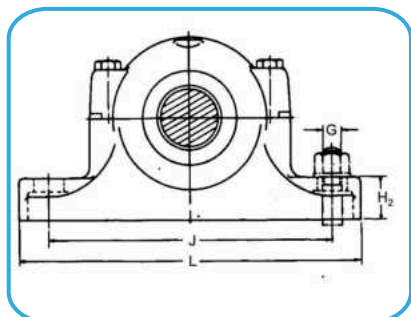
Plummer Block Designation	Shaft dia d1		DIMENSION IN MM										Bearing with Adapter sleeve	Locating Rings	No.	Felt Strip No.	
	MM	INCH	A	H1	L	A1	J	H2	G	Ca	N	N1					
SN 615	65	2-1/2	140	100	345	100	290	35	20	65	27	22	1315 K 21315 K 2315 K 22315CK	H 315 H 315 H 2315 H 2315	14/160 14/160 10/160 10/160	2 2 1 1	FS 260
SN 616	70	2-3/4	145	112	345	100	290	35	20	68	27	22	1316 K 21316 K 2316 K 22316CK	H 316 H 316 H 2316 H 2316	14.5/170 14.5/170 10/170 10/170	2 2 1 1	FS 330
SN 617	75	3	155	112	380	110	320	40	24	70	32	26	1317 K 21317 K 2317 K 22317CK	H 317 H 317 H 2317 H 2317	14.5/180 14.5/180 10/180 10/180	2 2 1 1	FS 330
SN 618	80	3-3/8	175	125	410	120	350	45	24	74	32	26	1318 K 21318 K 2318 K 22318CK	H 318 H 318 H 2318 H 2318	15.5/190 15.5/190 10/190 10/190	2 2 1 1	FS 330
SN 619	85	3-3/8	170	125	410	120	350	45	24	77	32	26	1319 K 21319 K 2319 K 22319CK	H 319 H 319 H 2319 H 2319	16/200 16/200 10/200 10/200	2 2 1 1	FS 330
SN 620	90	3-1/2	175	140	410	120	350	45	24	83	32	26	1320 K 21320 K 2320 K 22320CK	H 320 H 320 H 2320 H 2320	18/215 18/215 10/215 10/215	2 2 1 1	FS 370
SN 622	100	4	190	150	450	130	390	50	24	90	35	28	21322 K 22322CK	H 322 H 2322	20/240 10/240	2 1	FS 370
SN 624	110	4-1/4	200	160	530	160	450	60	30	96	42	35	20324 K 22324CK	H 3124 H 2324	20.5/260 10/260	2 1	FS 460
SN 626	115	4-1/2	210	170	550	160	470	60	30	103	42	35	20326 K 22326CK	H 3126 H 2326	22.5/280 10/280	2 1	FS 460
SN 628	125	5	235	180	620	170	520	65	30	112	42	35	20328 K 22328CK	H 3128 H 2328	25/300 10/300	2 1	FS 510
SN 630	135	5-1/4	245	190	650	180	560	65	30	118	42	35	20330 K 22330CK	H 3130 H 2330	26.5/320 10/320	2 1	FS 510
SN 632	140	5-1/2	255	200	680	190	580	70	36	124	50	42	20332 K 22332CK	H 3132 H 2332	28/340 10/340	2 1	FS 680





**“USA” Plummer Blocks (Bearing housings)  
Series SN 200 for bearings with Cylindrical bore**

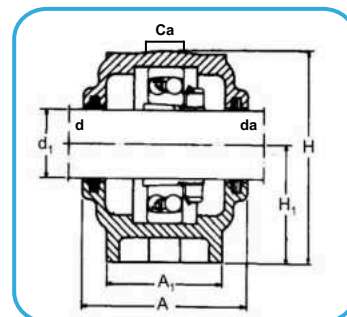
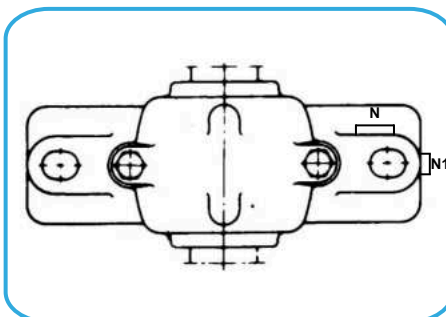
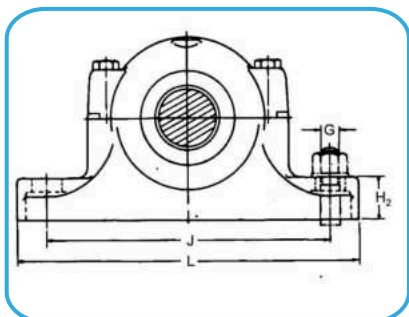
Plummer Block Designation	Shaft dia d1		DIMENSION IN MM									Bearing Number	Locating Rings	No.	Felt Strip No.	
	d	da	A	H1	L	A1	J	H2	G	Ca	N					N1
SN 205	25	30	67	40	165	46	130	19	12	25	20	15	1205 2205	5/52 7/52	2 1	FS 190
SN 206	30	35	77	50	185	52	150	22	12	30	20	15	1206 2206	7/62 10/62	2 1	FS 190
SN 207	35	45	82	50	185	52	150	22	12	33	20	15	1207 2207 22207C	8/72 10/72 10/72	2 1 1	FS 190
SN 208	40	50	85	60	205	60	170	25	12	34	20	15	1208 2208 22208C	8/80 11/80 11/80	2 1 1	FS 260
SN 209	45	55	85	60	205	60	170	25	12	31	20	15	1209 2209 22209C	6/85 8/85 8/85	2 1 1	FS 260
SN 210	50	60	90	60	205	60	170	25	12	33	20	15	1210 2210 22210C	6.5/90 10/90 10/90	2 1 1	FS 260
SN 211	55	65	95	70	255	70	210	28	16	33	23	18	1211 2211 22211C	6/100 8/100 8/100	2 1 1	FS 260
SN 212	60	70	105	70	255	70	210	30	16	38	23	18	1212 2212 22212C	8/110 10/110 10/110	2 1 1	FS 330
SN 213	65	75	110	80	275	80	230	30	16	43	23	18	1213 2213 22213C	10/120 12/120 12/120	2 1 1	FS 330
SN 215	75	85	115	80	280	80	230	30	16	41	23	18	1215 2215 222150	8/130 10/130 10/130	2 1 1	FS 330
SN 216	80	90	120	95	315	90	260	32	20	43	27	22	1216 2216 22216C	8.5/140 10/140 10/140	2 1 1	FS 370
SN 217	85	95	125	95	320	90	260	32	20	46	27	22	1217 2217 22217C	9/150 10/150 10/150	2 1 1	FS 370



“USA” Plummer Blocks (Bearing housings)  
Series SN 200 for bearings with Cylindrical bore

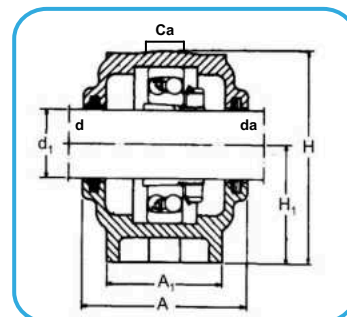
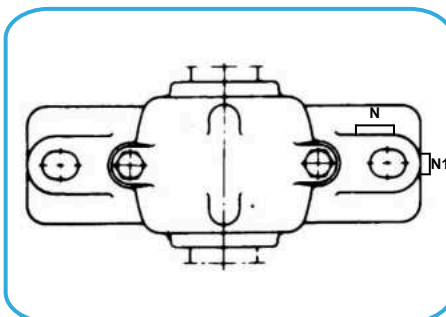
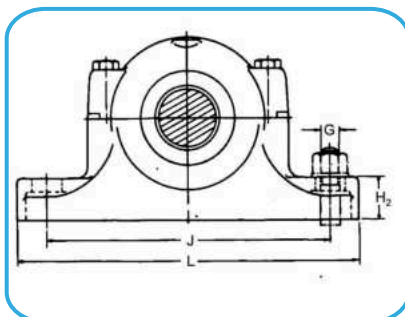
“USA” Plummer Block SN-224 and above  
are supplied with eye bolt on cap

Plummer Block Designation	Shaft dia d1		DIMENSION IN MM										Bearing Number	Locating Rings	No.	Felt Strip No.
	d	da	A	H1	L	A1	J	H2	G	Ca	N	N1				
SN 218	90	100	145	100	345	100	290	35	20	62	27	22	1218 2218 22218C 23218C	16.2/160 11.2/160 11.2/160 10/160	2 2 2 1	FS 460
SN 219	95	110	145	112	345	100	290	35	20	53	27	22	1219 2219 22219C	10.5/170 10/170 10/170	2 1 1	FS 460
SN 220	100	115	160	112	380	110	320	40	24	70	32	26	1220 2220 22220C 23220C	18/180 12/180 12/180 9.7/180	2 2 2 1	FS 460
SN 222	110	125	175	125	410	120	350	45	24	80	32	26	1222 2222C 22222C 23222C	21/200 13.5/200 13.5/200 10/200	2 2 2 1	FS 510
SN 224	120	135	185	140	410	120	350	45	24	86	32	26	22224C 23224C	14/215 10/215	2 1	FS 510
SN 226	130	145	190	150	445	130	380	50	24	90	35	28	22226C 23226C	13/230 10/230	2 1	FS 680
SN 228	140	155	205	150	500	150	420	50	30	98	42	35	22228C 23228C	15/250 10/250	2 1	FS 680
SN 230	150	165	220	160	530	160	450	60	30	106	42	35	22230C 23230C	16.5/270 10/270	2 1	FS 680
SN 232	160	175	235	170	550	160	470	60	30	114	42	35	22232C 23232C	17/290 10/290	2 1	FS 680
SN 234	170	185	235	180	620	170	520	65	30	120	42	35	22234C 23234C	17/310 10/310	2 1	FS 680
SN 236	180	195	245	190	650	180	560	65	30	122	42	35	22236C 23236C	18/320 10/320	2 1	FS 830
SN 238	190	205	255	200	680	190	580	70	36	130	50	42	22238C 23238C	19/340 10/340	2 1	FS 830



**“USA” Plummer Blocks (Bearing housings)**  
**Series SN 300 for bearings with Cylindrical bore**

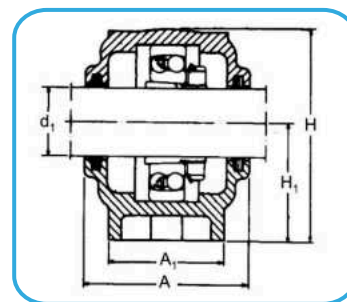
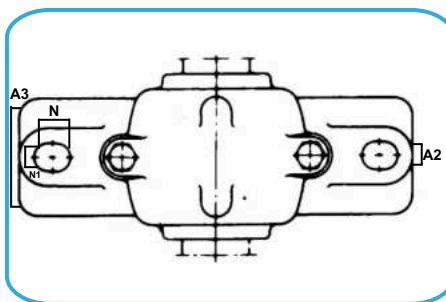
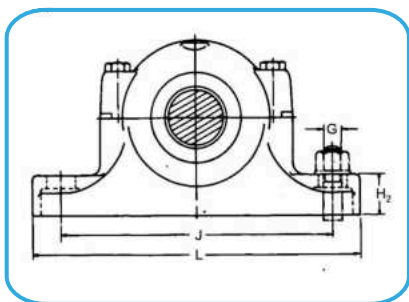
Plummer Block Designation	Shaft dia d1		DIMENSION IN MM									Bearing Number	Locating Rings	No.	Felt Strip No.	
	d	da	A	H1	L	A1	J	H2	G	Ca	N					N1
SN 305	25	30	80	50	185	52	150	22	12	34	20	15	1305 2305	8 5/62 10/62	2 1	FS 190
SN 306	30	35	82	50	185	52	150	22	12	37	20	15	1306 2306	9/72 10/72	2 1	FS 190
SN 307	35	45	90	60	205	60	170	25	12	41	20	15	1307 21307 2307	10/80 10/80 10/80	2 2 1	FS 190
SN 308	40	50	95	60	205	60	170	25	12	43	20	15	1308 21308 2308 22208C	10/90 10/90 10/90 10/90	2 2 2 1	FS 260
SN 309	45	55	105	70	255	70	210	28	16	46	23	18	1309 21309 2309 22309C	10.5/100 10.5/100 10/100 10/100	2 2 1 1	FS 260
SN 310	50	60	115	70	255	70	210	30	16	50	23	18	1310 21310 2310 22310C	11.5/110 11.5/110 10/110 10/110	2 2 1 1	FS 260
SN 311	55	65	120	80	275	80	230	30	16	53	23	18	1311 21311 2311 22311C	12/120 12/120 10/120 10/120	2 2 1 1	FS 260
SN 312	60	70	125	80	280	80	230	30	16	56	23	18	1312 21312 2312 22312C	12.5/130 12.5/130 10/130 10/130	2 2 1 1	FS 330
SN 313	65	75	130	95	315	90	260	32	20	58	27	22	1313 21313 2313 22313C	12.5/140 12.5/140 10/140 10/140	2 2 1 1	FS 330
SN 314	70	80	130	95	320	90	260	32	20	61	27	22	1314 21314 2314 22314C	13/150 13/150 10/150 10/150	2 2 1 1	FS 330



“USA” Plummer Blocks (Bearing housings)  
Series SN 300 for bearings with Cylindrical bore

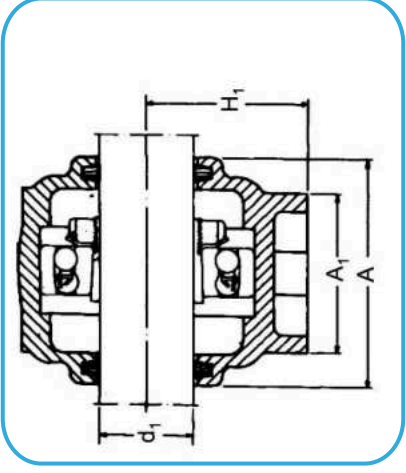
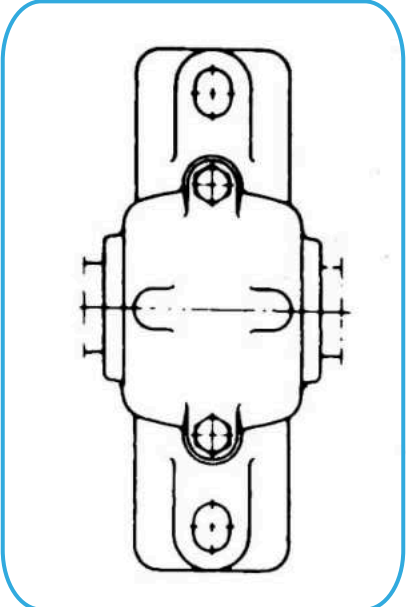
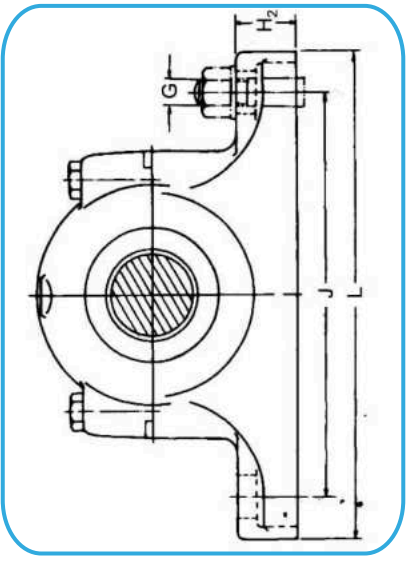
“USA” Plummer Block SN-320 and above  
are supplied with eye bolt on cap

Plummer Block Designation	Shaft dia d1		DIMENSION IN MM									Bearing Number	Locating Rings	No.	Felt Strip No.	
	d	da	A	H1	L	A1	J	H2	G	Ca	N					N1
SN 315	75	85	140	100	345	100	290	35	20	65	27	22	1315 21315 2315 22315C	14/160 14/160 10/160 10/160	2 2 1 1	FS 330
SN 316	80	90	145	112	345	100	290	35	20	68	27	22	1316 21316 2316 22316C	14.5/170 14.5/170 10/170 10/170	2 2 1 1	FS 370
SN 317	85	95	155	112	380	110	320	40	24	70	32	26	1317 21317 2317 22317C	14.5/180 14.5/180 10/180 10/180	2 2 1 1	FS 370
SN 318	90	105	160	112	380	110	320	40	24	74	32	26	1318 21318 2318 22318C	15.5/190 15.5/190 10/190 10/190	2 2 1 1	FS 460
SN 319	95	110	170	125	410	120	350	45	24	77	32	26	1319 21319 2319 22319C	16/200 16/200 10/200 10/200	2 2 1 1	FS 460
SN 320	100	115	175	140	410	120	350	45	24	83	32	26	1320 21320C 2320 22320C	18/215 18/215 10/215 10/215	2 2 2 1	FS 460
SN 322	110	125	190	150	450	130	390	50	24	90	35	28	21322 22322C	20/240 10/240	2 1	FS 510
SN 324	120	135	200	160	530	160	450	60	30	96	42	35	20324 22324C	20.5/260 10/260	2 1	FS 510
SN 326	130	150	210	170	550	160	470	60	30	103	42	35	20326 22326C	22.5/280 10/280	2 1	FS 680
SN 328	140	160	235	180	620	170	520	65	30	112	42	35	20328 22328C	25/300 10/300	2 1	FS 680
SN 330	150	170	245	190	650	180	560	65	30	118	42	35	20330 22330C	26.5/320 10/320	2 1	FS 680
SN 332	160	180	255	200	680	190	580	70	36	124	50	42	20332 22332C	28/340 10/340	2 1	FS 680



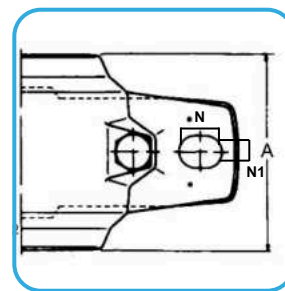
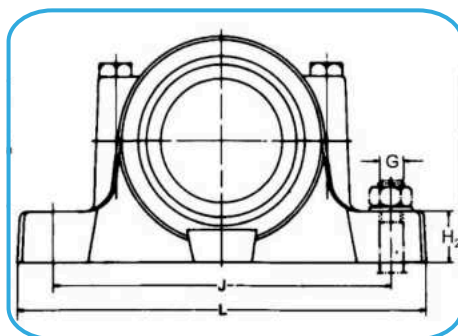
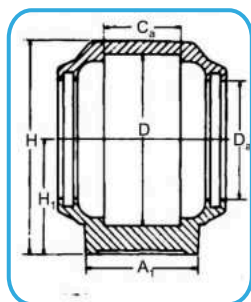
**“USA” Plummer block Housing for Spherical Roller Bearings of Series 230 and 231**

Plummer Block Designation	Shaft dia	HOUSING DIMENSION IN MM											Appropriate Bearing+Adapter Sleeve	Locating Rings Sz. 1 No. per pl. block	Felt Strip No.	Rubber oil seal No.	
	d1	L	J	H2	H1	H	A	A1	A2	A3	N	N1					G
SN 3024	110	380	320	40	112	215	150	110	100	75	36	28	24	23024CCK+H 3024	10/180	FS 460	ZF 24
SN 3026	115	410	350	45	125	239	160	120	110	80	36	28	24	23026CCK+H 3026	10/200	FS 460	ZF 26
SN 3028	125	410	350	45	140	260	170	120	110	80	36	28	24	23028CCK+H 3028	10/210	FS 510	ZF 28
SN 3030	135	445	380	50	150	286	180	130	115	85	36	28	24	23030CCK+H 3030	10/225	FS 510	ZF 30
SN 3032	140	460	390	50	150	297	190	130	115	85	36	28	24	23032CCK+H 3032	10/240	FS 680	ZF 32
SN 3034	150	530	450	60	160	318	205	160	145	100	48	35	30	23034CCK+H 3034	10/260	FS 680	ZF 34
SN 3036	160	550	470	60	170	338	210	160	150	105	48	35	30	23036CCK+H 3036	10/280	FS 680	ZF 36
SN 3038	170	550	470	60	170	346	220	160	150	105	48	35	30	23038CCK+H 3038	10/290	FS 680	ZF 38
SN 3040	180	610	515	60	180	366	235	170	160	110	48	35	30	23040CCK+H 3040	10/310	FS 680	ZF 40
SN 3044	200	690	580	70	200	401	255	190	170	115	50	42	36	23044CCK+H 3044	10/340	FS 950	ZF 44
SN 3048	220	720	610	75	210	422	265	200	190	130	50	42	36	23048CCK+H 3048	10/360	FS 950	ZF 48
SN 3052	240	820	680	80	240	472	285	220	200	130	70	48	42	23052CCK+H 3052	10/400	FS 1120	ZF 52
SN 3056	260	860	720	80	250	495	295	230	210	140	70	48	42	23056CCK+H 3056	10/420	FS 1120	ZF 56
SN 3122	100	380	320	40	112	217	150	110			36	28	24	23122K+H 3122	10/180	FS 390	ZF 22
SN 3124	110	410	350	45	125	240	165	120			36	28	24	23124K+H 3124	10/200	FS 460	ZF 24
SN 3126	115	410	350	45	140	260	170	120			36	28	24	23126K+H 3126	10/210	FS 460	ZF 26
SN 3128	125	445	380	50	150	286	180	130			36	28	24	23128K+H 3128	10/225	FS 510	ZF 28
SN 3130	135	500	420	50	150	295	200	150			48	35	30	23130K+H 3130	10/250	FS 510	ZF 30
SN 3132	140	530	450	60	160	318	215	160			48	35	30	23132K+H 3132	10/270	FS 680	ZF 32
SN 3134	150	550	470	60	170	330	220	160			48	35	30	23134K+H 3134	10/280	FS 680	ZF 34
SN 3136	160	610	520	70	180	355	230	170			48	35	30	23136K+H 3136	10/300	FS 680	ZF 36
SN 3138	170	650	560	70	190	375	240	180			48	35	30	23138K+H 3138	10/320	FS 680	ZF 38



**“USA” Plummer Blocks (Bearing housings)  
Series S 30 Suitable for bearings of series 230 with adapter sleeves**

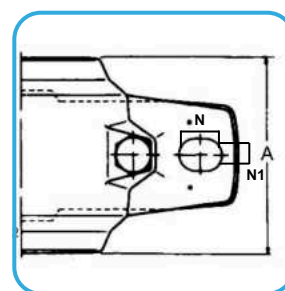
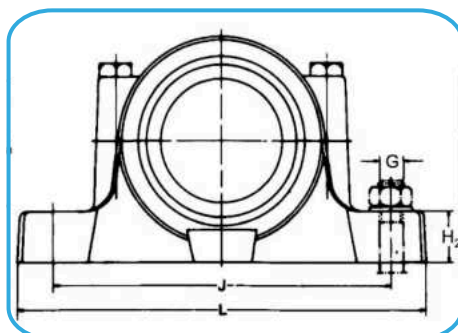
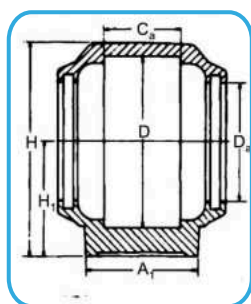
Plummer Block Designation	Shaft dia d1	DIMENSION IN MM							Bearing with Adapter Sleeve	Locating Rings	No.	Felt Strip No.
		A	H1	L	A1	J	H2	G				
S 3024	110	160	112	390	110	320	40	24	23024 K H 3024	10/180	1	FS 460
S 3026	115	175	125	420	120	350	45	24	23026 K H 3026	10/200	1	FS 460
S 3028	125	185	140	420	120	350	45	24	23028 K H 3028	10/210	1	FS 510
S 3030	135	190	150	460	130	380	50	24	23030 K H 3030	10/225	1	FS 510
S 3032	140	190	150	470	130	390	50	24	23032 K H 3032	10/240	1	FS 680
S 3034	150	220	160	540	160	450	60	30	23034 K H 3034	10/260	1	FS 680
S 3036	160	235	170	560	160	470	60	30	23036 K H 3036	10/280	1	FS 680
S 3038	170	235	170	560	160	470	60	30	23038 K H 3038	10/290	1	FS 680
S 3040	180	235	180	615	170	515	60	30	23040 K H 3040	10/310	1	FS 680



**“USA” SNA PLUMMER BLOCK FOR BEARINGS WITH ADAPTER SLEEVES**

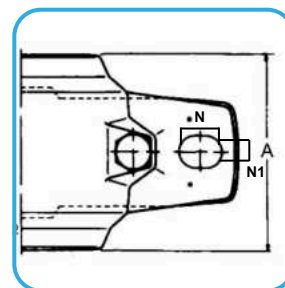
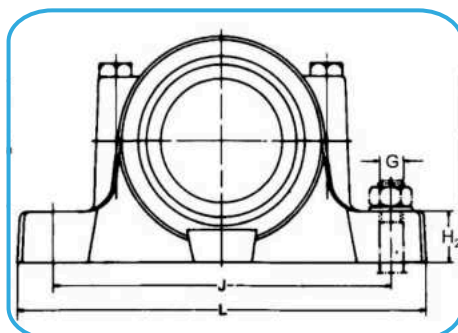
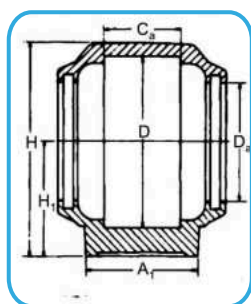
Plummer Block Designation	Shaft dia mm d1	DIMENSION IN MM											Bearing + Adapter Sleeve	Locating Ring Designation	Nos. Per Housing	
		A	A1	Da	H	H1	H2	J	L	Ca	N	N1				G
SNA 505	20	67	46	31.5	71	40	19	130	165	25	20	13	10	1205K + H205 2205K + H305	FRB 5/52 FRB 7/52	2 1
SNA 506	25	77	52	36.5	87	50	22	150	185	32	22	13	10	1206K + H206 2206K + H306	FRB 8/62 FRB 6/62	2 2
SNA 605	20													1305K + H305 2305K + H2305	FRB 7.5/62 FRB 8/62	2 1
SNA 507	30	82	52	46.5	92	50	22	150	185	34	20	13	10	1207K + H307 2207K + H207 22207CK + H307	FRB 8.5/72 FRB 5.5/72 FRB 5.5/72	2 2 1
SNA 606	25													1306K + H306 2306K + H2306	FRB 7.5/72 FRB 7/72	2 1
SNA 508	35	85	60	51.5	106	60	25	170	205	39	20	15	12	1208K + H208 2208K + H308 22208CK + H308	FRB 10.5/80 FRB 8/80 FRB 8/80	2 2 2
SNA 607	30													1307K + H307 2307K + H2307	FRB 9/80 FRB 8/80	2 1
SNA 509	40	85	60	56.5	109	60	25	170	205	30	20	15	12	1209K + H209 2209K + H309 22209CK + H309	FRB 5.5/85 FRB 7/85 FRB 7/85	2 1 1
SNA 510	45	90	60	62	112	60	25	170	205	41	20	15	12	1210K + H210 2210K + H310 22210CK + H310	FRB 10.5/90 FRB 9/90 FRB 9/90	2 2 2
SNA 608	35													1308K + H308 2308K + H2308 21308CK + H308 22308CK + H2308	FRB 9/90 FRB 8/90 FRB 9/90 FRB 8/90	2 1 2 1
SNA 511	50	95	70	67	127	70	28	210	255	44	23	18	16	1211K + H211 2211K + H311 22211CK + H311	FRB11 5/100 FRN 9.5/100 FRB 9.5/100	2 2 2
SNA 609	40													1309K + H309 2309K + H2309 21309CK + H309 22309CK + H2309	FRB 9.5/100 FRB 8/100 FRB 9.5/100 FRB 8/100	2 1 2 1





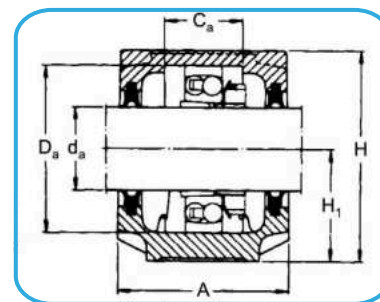
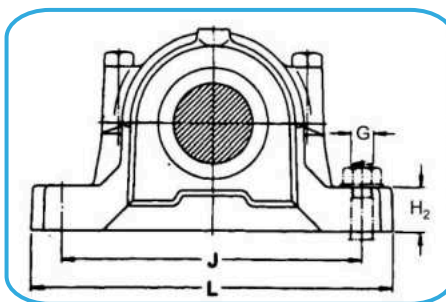
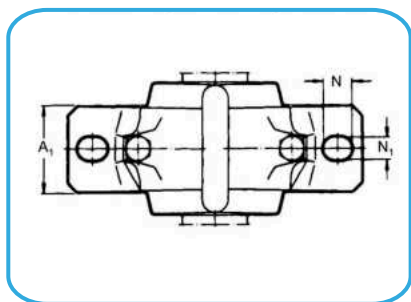
**“USA” SNA PLUMMER BLOCK FOR BEARINGS WITH ADAPTER SLEEVES**

Plummer Block Designation	Shaft dia mm d1	DIMENSION IN MM												Bearing + Adapter Sleeve	Locating Ring Designation	Nos. Per Housing
		A	A1	Da	H	H1	H2	J	L	Ca	N	N1	G			
SNA 512	55	105	70	72	133	70	30	210	255	48	23	18	16	1212K + H212	FRB 13/110	2
	2212K + H312													FRB 10/110	2	
														22212CK + H312	FRB 10/110	2
SNA 610	45													1310K + H310	FRB 10.5/110	2
														2310K + H2310	FRB 8/110	1
														21310CK + H310	FRB 10.5/110	2
														22310CK + H2310	FRB 8/110	1
SNA 513	60	110	80	77	148	80	30	230	275	51	24	18	16	1213K + H213	FRB 14/120	2
	2213K + H313													FRB 10/120	2	
														22213CK + H313	FRB 10/120	2
SNA 611	50													1311K + H311	FRB 11/120	2
														2211K + H2311	FRB 8/120	1
														21311CK + H311	FRB 11/120	2
														22311CK + H2311	FRB 8/120	1
SNA 515	65	115	80	87	154	80	30	230	280	56	26	18	16	1215K + H215	FRB 15.5/130	2
	2215K + H315													FRB 12.5/130	2	
														22215CK + H315	FRB 12.5/130	2
SNA 612	55													1312K + H312	FRB 12.5/130	2
														2312K + H2312	FRB 10/130	1
														21312CK + H312	FRB 12.5/130	2
														22312CK + H2312	FRB 10/130	1
SNA 516	70	120	90	92.5	175	95	32	260	315	58	29	22	20	1216K + H216	FRB 16/140	2
	2216K + H316													FRB 12.5/140	2	
														22216CK + H316	FRB 12.5/140	2
SNA 613	60													1313K + H313	FRB 12.5/140	2
														2313K + H2313	FRB 10/140	1
														21313CK + H313	FRB 12.5/140	2
														22313CK + H2313	FRB 10/140	1
SNA 517	75	125	90	97.5	181	95	32	260	320	61	30	22	20	1217K + H217	FRB 16.5/150	2
	2217K + H317													FRB 12.5/150	2	
														22217CK + H317	FRB 12.5/150	2
SNA 518	80	140	100	102.5	192	100	35	290	345	65	27	22	20	1218K + H218	FRB 17.5/160	2
	2218K + H318													FRB 12.5/160	2	
														22218CK + H318	FRB 12.5/160	2
														23218CK + H2318	FRB 12.5/160	1
SNA 615	65													1315K + H315	FRB 14/160	2
														2315K + H2315	FRB 10/140	2
														21315K + H315	FRB 10/140	1
														22315K + H2315	FRB 14/160	2
															FRB 10/160	1



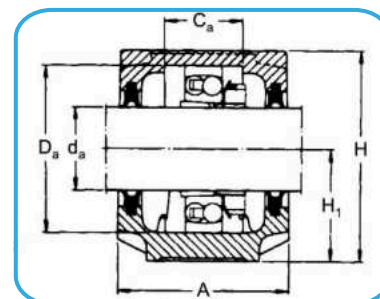
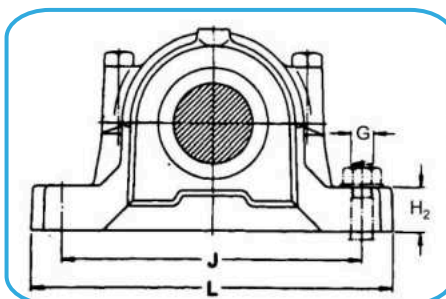
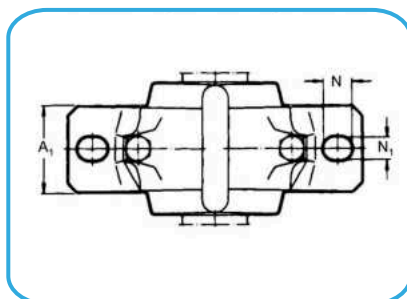
**“USA” SNA PLUMMER BLOCK FOR BEARINGS WITH ADAPTER SLEEVES**

Plummer Block Designation	Shaft dia mm d1	DIMENSION IN MM											Bearing + Adapter Sleeve	Locating Ring Designation	Nos. Per Housing		
		A	A1	Da	H	H1	H2	J	L	Ca	N	N1				G	
SNA 519	85														1219K+H219 2219K+H319 22219CK+H319	FRB 18/170 FRB 12.5/170 FRB 12.5/170	2 2 2
SNA 616	70	145	100	131	209	112	35	290	345	68	27	22	20		1316K+H316 2316+H2316 21316CK+H316 22316CK+H2316	FRB 14.5/170 FRB 10/170 FRB 14.5/170 FRB 10/170	2 1 2 1
SNA 520	90														1220K+H220 2220K+H220 22220CK+H320 22316CK+H2316	FRB 18/180 FRB 12/180 FRB 12/180 FRB 9.7/180	2 2 2 1
SNA 617	75	160	110	137.5	215	112	40	320	380	70	32	26	24		1317K+H317 2317K+H2317 21317CK+H317 22317CK+H2317	FRB 14.5/180 FRB 10/180 FRB 14.5/180 FRB 10/180	2 1 2 1
SNA 522	100														1222K+H222 2222K+H322 22222CK+H322 23222CK+H2322	FRB 21/200 FRB 13.5/200 FRB 13.5/200 FRB 10/200	2 2 2 1
SNA 619	85	175	120	147.5	239	125	45	350	410	80	32	26	24		22319CK+H2319	FRB 13/200	1
SNA 524	110														22224CK+H3124 23244CK+H2324	FRB 14/215 FRB 10/215	2 1
SNA 620	90	185	120	157.5	271	140	45	350	410	86	32	26	24		22320CK+H2320	FRB 13/215	1
SNA 526	115	190	130	167.5	290	150	50	380	445	90	35	28	24		22226CK+H3126 23226CK+H2326	FRB 13/230 FRB 10/230	2 1
SNA 528	125	205	150	177.5	302	150	50	420	500	98	42	35	30		22228CK+H3128 23228CK+H2328	FRB 15/250 FRB 10/250	2 1
SNA 530	135	220	160	192.5	323	160	60	450	530	106	42	35	30		22230CK+H3130 23230CK+H2330	FRB 16.5/270 FRB 10/270	2 1
SNA 532	140	235	160	202.5	344	170	60	470	550	114	42	35	30		22232CK+H3132 23232CK+H2332	FRB 17/290 FRB 10/290	2 1



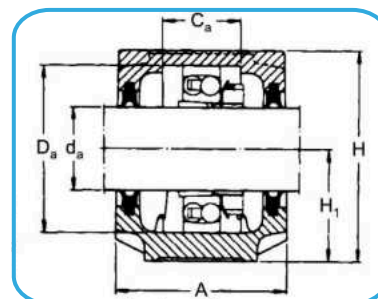
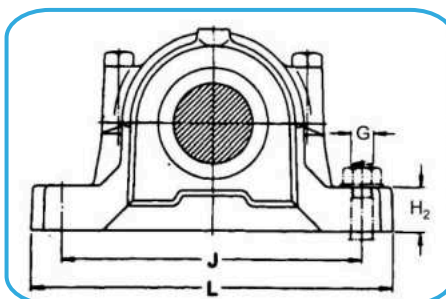
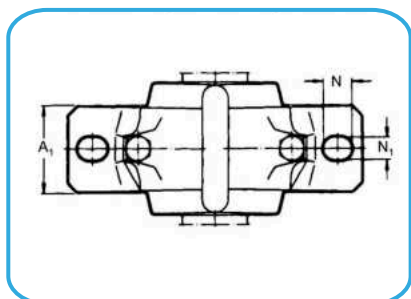
**“USA” SNH PLUMMER BLOCK HOUSINGS FOR BEARINGS WITH ADAPTER SLEEVES**

Plummer Block Designation	Shaft dia mm da	DIMENSION IN MM											BEARING NO.	ADAPTER SLEEVE NO.	LOCATING RING SIZE/ TWO NOS PER HOUSING	
		L	J	H2	H1	H	Da	Ca	A	A1	N	N1				G
SNH 505	20	165	130	19	40	74	31.5	25	67	46	20	15	12	1205EK 2205EK 22205EK	H205 H305 H305	5/52 3.5/52 3.5/52
SNH 506	25	185	150	22	50	89	36.5	32	77	52	20	15	12	1206EK 2206EK 22206EK	H206 H306 H306	8/62 6/62 6/62
SNH 605	20													1305EK 2305K	H305 H2305	7.5/62 4/62
SNH 507	30	185	150	22	50	93	46.5	34	82	52	20	15	12	1207EK 2207EK 22207EK	H207 H307 H307	8.5/72 5.5/72 5.5/72
SNH 606	25													1306EK 2306K	H306 H2306	7.5/72 3.5/72
SNH 508	35	205	170	25	60	107	51.5	39	85	60	20	15	12	1208EK 2208EK 22208EK	H208 H308 H308	10.5/80 8/80 8/80
SNH 607	30													1307EK 2307EK	H307 H2307	9/80 4/80
SNH 509	40	205	170	25	60	109	56.5	30	85	60	20	15	12	1209EK 2209EK 22209EK	H209 H309 H309	5.5/85 3.5/85 3.5/85
SNH 510	45	205	170	25	60	113	62	41	90	60	20	15	12	1210EK 2210EK 22210EK	H210 H310 H310	10.5/90 9/90 9/90
SNH 608	35													1308EK 2308EK 21308CCK 22308EK	H308 H2308 H308 H2308	9/90 4/90 9/90 4/90
SNH 511	50	255	210	28	70	127	67	44	95	70	24	18	16	1211EK 2211EK 22211EK	H211 H311 H311	11.5/100 9.5/100 9.5/100
SNH 609	40													1309EK 2309EK 21309CCK 22309EK	H309 H2309 H309 H2309	9.5/100 4/100 9.5/100 4/100



**“USA” SNH PLUMMER BLOCK HOUSINGS FOR BEARINGS WITH ADAPTER SLEEVES**

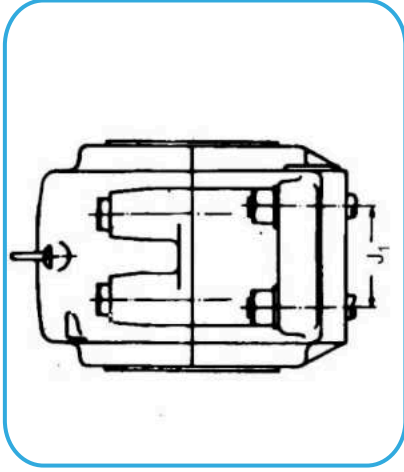
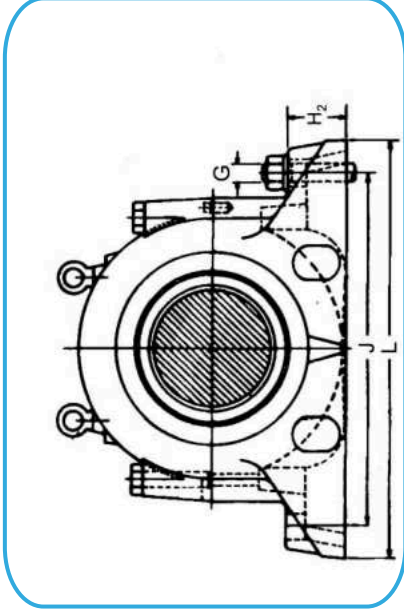
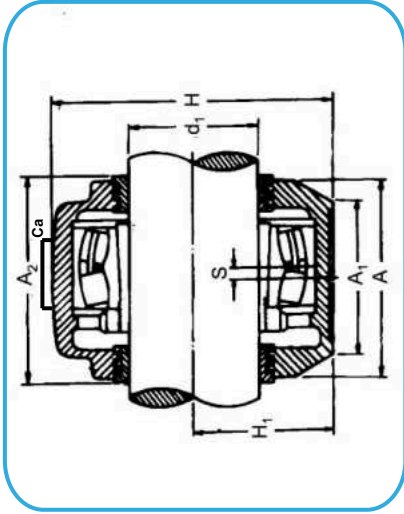
Plummer Block Designation	Shaft dia mm da	DIMENSION IN MM											Bearing No.	Adapter Sleeve No.	Locating Ring Size/ Two NOS Per Housing	
		L	J	H2	H1	H	Da	Ca	A	A1	N	N1				G
SNH 512	55	255	210	30	70	133	72	48	105	70	24	18	16	1212EK	H212	13/110
SNH 610	45													1310EK	H310	10.5/110
														2310K	H2310	4/110
														21310CCK	H310	10.5/110
														22310EK	H2310	4/110
SNH 513	60	275	230	30	80	148	77	51	110	80	24	18	16	1213EK	H213	14/120
SNH 611	50													1311EK	H311	11/120
														2311K	H2311	4/120
														21311CCK	H311	11/120
														22311EK	H2311	4/120
SNH 515	65	280	230	30	80	154	87	56	115	80	24	18	16	1215EK	H215	15.5/130
SNH 612	55													1312EK	H312	12.5/130
														2312K	H2312	5/130
														21312CCK	H312	12.5/130
														22312EK	H2312	5/130
SNH 516	70	315	260	32	95	175	92.5	58	120	90	28	22	20	1216EK	H216	16/140
SNH 613	60													1313EK	H313	12.5/140
														2313K	H2313	5/140
														21313CCK	H313	12.5/140
														22313EK	H2313	5/140
SNH 517	75	320	260	32	95	183	97.5	61	125	90	28	22	20	1217K	H217	16.5/150
														2217K	H317	12.5/150
														22217EK	H317	12.5/150
SNH 518	80	345	290	35	100	193	102.5	65	140	100	28	22	20	1218K	H218	17.5/160
														2218K	H318	12.5/160
														22218EK	H318	12.5/160
														23218CCK	H2318	6.25/160
SNH 615	65													1315K	H315	14/160
														2315EK	H2315	5/160
														21315CCK	H315	14/160
														22315EK	H2315	5/160
SNH 519	85	345	290	35	112	210	131	68	145	100	28	22	20	1219K	H219	18/170
														2219K	H319	12.5/170
														22219EK	H319	12.5/170
SNH 616	70													1316K	H316	14.5/170
														2316K	H2316	5/170
														21316CCK	H316	14.5/170
														22316EK	H2316	5/170



**“USA” SNH PLUMMER BLOCK HOUSINGS FOR BEARINGS WITH ADAPTER SLEEVES**

**“USA” Plummer Blocks SNH 524/620 and above are supplied with an eye bolt on Top Cap**

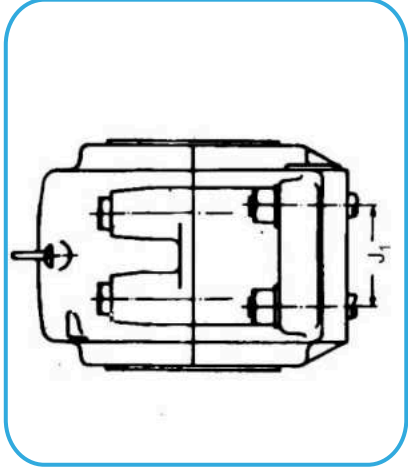
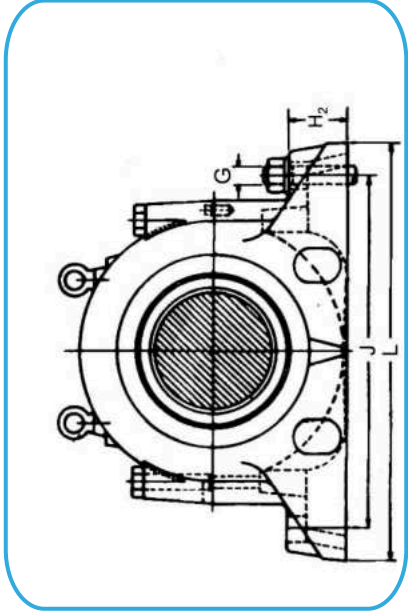
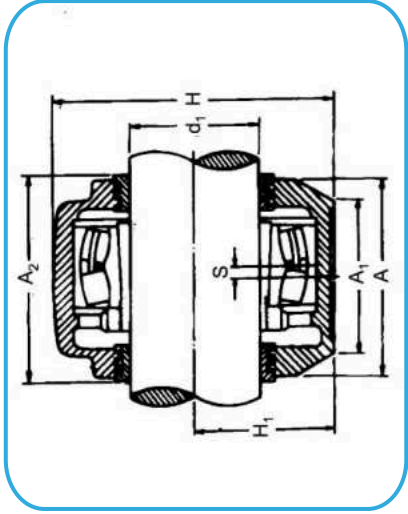
Plummer Block Designation	Shaft dia mm da	DIMENSION IN MM											Bearing No.	Adapter Sleeve No.	Locating Ring Size / Two NOS Per Housing	
		L	J	H2	H1	H	Da	Ca	A	A1	N	N1				G
SNH 520	90	380	320	40	112	215	137.5	70	160	110	32	26	24	1220K 2220K 22220EK 23220CCK	H220 H320 H320 H2320	18/180 12/180 12/180 4.85/180
SNH 617	75													1317K 2317K 21317CCK 22317EK	H317 H2317 H317 H2317	14.5/180 5/180 14.5/180 5/180
SNH 522	100	410	350	45	125	239	147.5	80	175	120	32	26	24	1222K 2222K 22222EK 23222CCK	H222 H322 H322 H2322	21/200 13.5/200 13.5/200 5.1/200
SNH 619	85													1319K 2319K 21319CCK 22319EK	H319 H2319 H319 H2319	17.5/200 6.5/200 17.5/200 6.5/200
SNH 524	110	410	350	45	140	271	157.5	86	185	120	32	26	24	1224K 2224EK 23224CCK	H3124 H3124 H2324	22/215 14/215 5/215
SNH 620	90													1320K 2320K 21320CCK 22320EK	H320 H2320 H320 H2320	19.5/215 6.5/215 19.5/215 6.5/215
SNH 526	115	445	380	50	150	290	167.5	90	190	130	35	28	24	22226EK 23226CCK	H3126 H2326	13/230 5/230
SNH 528	125	500	420	50	150	302	177.5	98	205	150	42	35	30	22228CCK 23228CCK	H3128 H2328	15/250 5/250
SNH 530	135	530	450	60	160	323	192.5	106	220	160	42	35	30	22230CCK 23230CCK	H3130 H2330	16.5/270 5/270
SNH 532	140	550	470	60	170	344	202.5	114	235	160	42	35	30	22232CCK 23232CCK	H3132 H2332	17/290 5/290



“USA” Plummer block Series SD 33 Suitable for bearing Series 230 K.

Plummer Block Designation	Shaft dia	HOUSING DIMENSION IN MM													Br'g Dia	Appropriate Bearing and Adapter Sleeve no.	1 no Locating Ring Size
		L	J	J1	H2	H1	H	A1	A	Ca	N	N1	G	A2			
SD 3340	180	620	510	140	60	180	360	230	270	92	52	32	M30	280	310	23040K + H3040	10 x 310
SD 3344	200	700	570	160	65	200	400	260	290	100	55	35	M30	300	340	23044K + H3044	10 x 340
SD 3348	220	740	610	170	65	210	420	270	300	102	55	35	M30	310	360	23048K + H3048	10 x 360
SD 3352	240	820	680	190	70	240	475	300	330	114	60	40	M36	340	400	23052K + H3052	10 x 400
SD 3356	250	860	710	200	85	250	500	320	350	116	62	42	M36	360	420	23056K + H3056	10 x 420
SD 3360	280	920	770	210	85	280	550	330	360	128	62	42	M36	370	460	23060K + H3060	10 x 460
SD 3364	300	940	790	210	85	280	560	340	370	131	62	42	M36	380	480	23064K + H3064	10 x 480
SD 3368	320	1020	860	230	100	310	615	370	400	143	70	50	M42	410	520	23068K + H3068	10 x 520
SD 3372	340	1060	890	250	100	325	640	390	410	144	70	50	M42	420	540	23072K + H3072	10 x 540
SD 3376	360	1080	900	260	100	340	665	390	410	145	70	50	M42	420	560	23076K + H3076	10 x 560

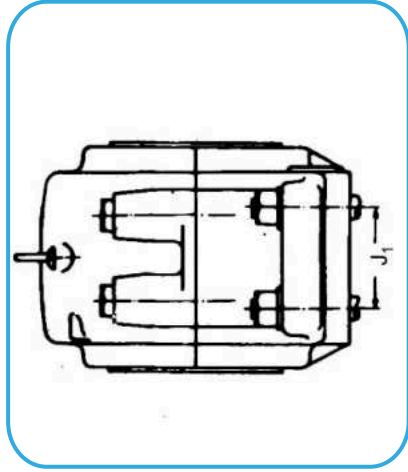
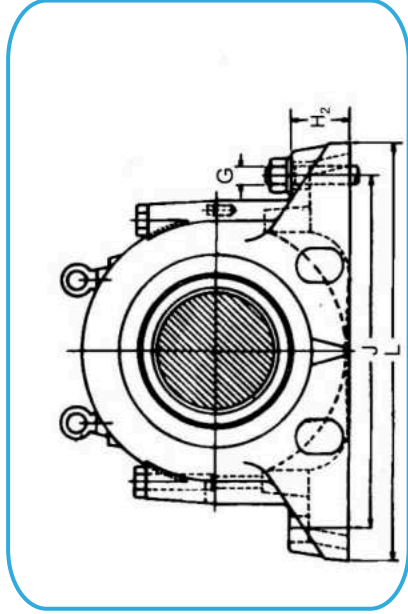
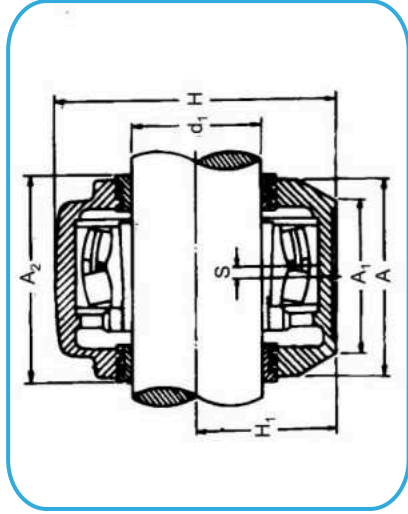




**“USA” Brand SD Series Plummer Blocks with Labyrinth collars**  
**For bearings with tapered bore and adapter sleeves**

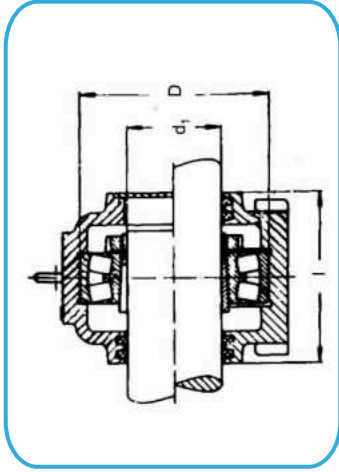
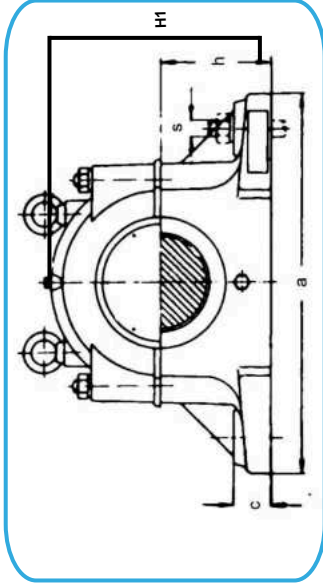
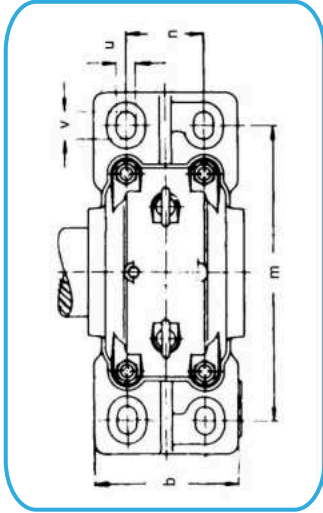
Housing Only No.	DIMENSIONS IN MM																Bearing with Adapter Sleeve No.	Appropriate Locating Ring 2 Nos. per housing
	d1	A	A1	A2	H	H1	H2	L	J	J1	S	G	Ca	N	N1			
SD-3134	150	230	180	240	335	170	70	510	430	100	14	24	108	34	28	23134 CK + H 3134	FRB 10/280	
SD-3136	160	240	190	250	355	180	75	530	450	110	15	24	116	34	28	23136 CK + H 3136	FRB 10/300	
SD-3138	170	260	210	270	375	190	80	560	480	120	10	24	124	34	28	23138 CK + H 3138	FRB 10/320	
SD-3140	180	280	230	290	410	210	85	610	510	130	10	30	132	42	35	23140 CK + H 3140	FRB 10/340	
SD-3144	200	290	240	300	435	220	90	640	540	140	12	30	140	42	35	23144 CK + H 3144A	FRB 10/370	
SD-3148	220	310	260	320	475	240	95	700	600	150	12	30	148	42	35	23148 CK + H 3148A	FRB 10/400	
SD-3152	240	320	280	330	515	260	100	770	650	160	13	36	164	50	42	23152 CK + H 3152A	FRB 10/440	
SD-3156	260	320	280	330	550	280	105	790	670	160	16	36	166	50	42	23156 CK + H 3156A	FRB 10/460	
SD-3160	280	350	310	360	590	300	110	830	710	190	22	36	180	50	42	23160 CK + H 3160	FRB 10/500	
SD-3164	300	370	330	380	650	320	115	880	750	200	23	36	196	50	42	23164 CK + H 3164	FRB 10/540	





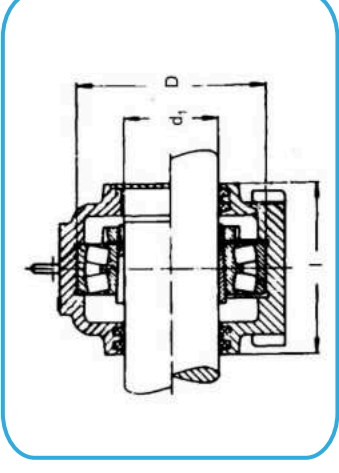
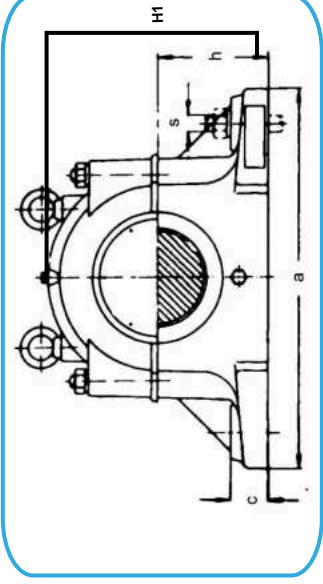
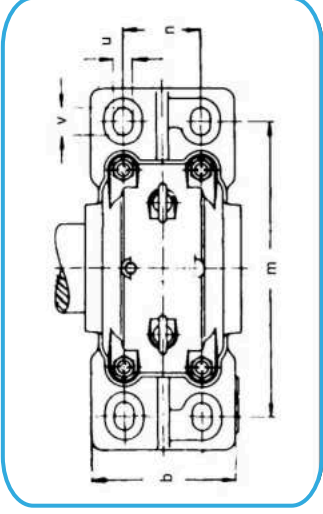
“USA” Brand SD 30 Series Plummer Blocks with Labyrinth collars  
For bearings with tapered bore and adapter sleeves

Housing Only No.	Bearing with Adapter Sleeve No.	d1	DIMENSIONS IN MM													Locating Ring Size Two Nos. per housing	Ca Total Bearing width
			A	A1	A2	H	H1	H2	L	J	J1	S	G	N	N1		
SD 3052TS	23052 CK H 3052	240	310	260	320	475	240	95	700	600	150	12	30	42	35	10/400	124
SD 3056TS	23056 CK H 3056	260	320	330	515	260	100	770	650	160	13	36	50	42	42	10/420	126
SD 3060TS	23060 CK H 3060	280	320	330	550	280	105	790	670	160	16	36	50	42	42	10/460	138
SD 3064TS	23064 CK H 3064	300	350	360	590	300	110	830	710	190	22	36	50	42	42	10/480	141
SD 3068TS	23068 CK H 3068	320	370	380	630	320	115	880	750	200	23	36	50	42	42	10/520	153
SD 3072TS	23072 CK H 3072	340	370	380	630	320	115	880	750	200	23	36	50	42	42	10/540	154
SD 3076TS	23076 CK H 3076	360	390	400	670	340	120	930	790	210	25	36	50	42	42	10/560	155
SD 3080TS	23080 CK H 3080	380	410	420	720	365	145	980	840	210	12	36	50	42	42	10/600	168



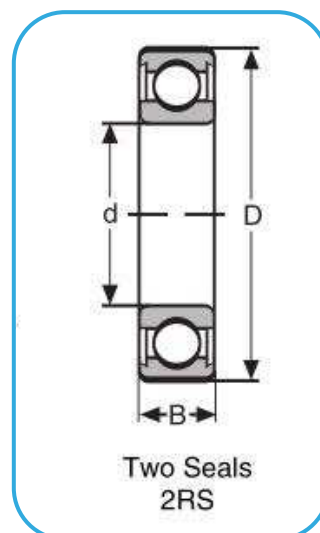
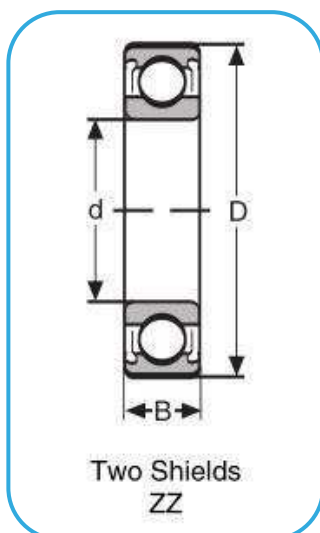
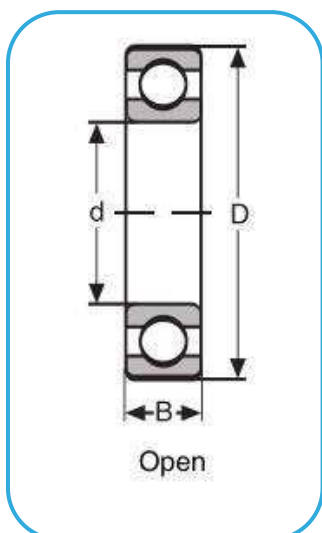
**“USA” Brand SD 500 Series Plummer Blocks with felt seals  
For bearings with tapered bore and adapter sleeves**

Housing No.	Bearing with Adapter Sleeve No.	DIMENSIONS IN MM															Locating Ring Size/ Two Nos. per housing	Total Bearing width mm
		d1	a	b	c	l	h	h1	m	n	v	u	s	D				
SD 530	22230 CK H 3130	135	550	220	55	240	160	320	450	120	45	33	27	270	93			
SD 532	22232 CK H 3132	140	580	230	55	250	170	340	480	130	45	33	27	290	100			
SD 534	22234 CK H 3134	150	620	250	60	270	180	360	510	140	50	36	30	310	106			
SD 536	22236 CK H 3136	160	650	260	60	280	190	380	540	150	50	36	30	320	106			
SD 538	22238 CK H 3138	170	700	280	65	290	200	400	570	160	55	40	33	340	112			
SD 540	22240 CK H 3140	180	740	290	65	300	210	420	610	170	55	40	33	360	118			
SD 544	22244 CK H 3144	200	820	320	70	330	240	475	680	190	62	42	36	400	128			
SD 548	22248 CK H 3148	220	880	330	85	340	260	515	740	200	65	45	39	440	140			
SD 552	22252 CK H 3152	240	940	360	85	370	280	555	790	210	65	45	39	480	150			
SD 556	22256 CK H 3156	260	990	380	100	390	300	590	830	230	77	52	45	500	150			
SD 560	22260 CK H 3160	280	1060	400	100	410	325	640	890	250	77	52	45	540	160			



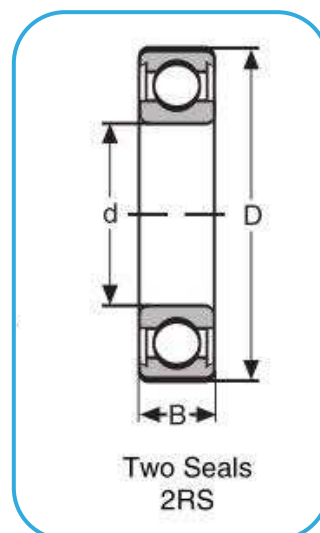
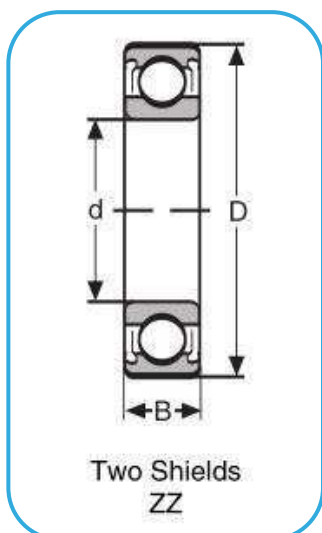
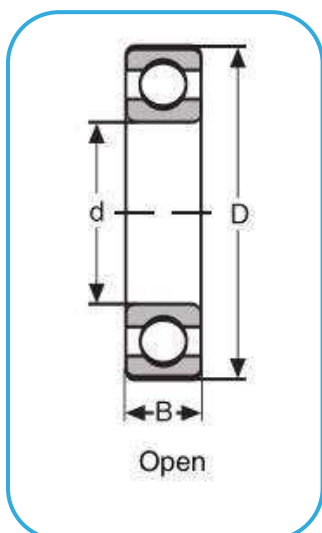
“USA” Brand SD 600 Series Plummer Blocks with felt seals  
For bearings with tapered bore and adapter sleeves.

Housing No.	Bearing with Adapter Sleeve No.	DIMENSIONS IN MM														Total Bearing width mm	
		d1	a	b	c	l	h	h1	m	n	v	u	s		D		
SD 628	22328 CK H 2328	125	580	230	55	250	170	340	480	130	45	33	M 27	1-1/16	300	10/300	122
SD 630	22330 CK H 2330	135	650	260	60	280	190	380	540	150	50	36	M 30	1-1/8	320	10/320	128
SD 632	22332 CK H 2332	140	700	280	65	290	200	400	570	160	55	40	M 33	1-1/4	340	10/340	134
SD 634	22334 CK H 2334	150	740	290	65	300	210	420	610	170	55	40	M 33	1-1/4	360	10/360	140
SD 636	22336 CK H 2336	160	780	310	70	320	225	450	640	180	62	42	M 36	1-3/8	380	10/380	146
SD 638	22338 CK H 2338	170	820	320	70	330	240	475	680	190	62	42	M 36	1-3/8	400	10/400	152
SD 640	22340 CK H 2340	180	860	340	85	350	250	500	710	200	65	45	M 39	1-1/2	420	10/420	158
SD 644	22344 CK H 2344	200	920	350	85	360	280	550	770	210	65	45	M 39	1-1/2	460	10/460	165
SD 648	22348 CK H 2348	220	990	380	100	390	300	590	830	230	77	52	M 45	1-3/4	500	10/500	175
SD 652	22352 CK H 2352	240	1060	400	100	410	325	640	890	250	77	52	M 45	1-3/4	540	10/540	185



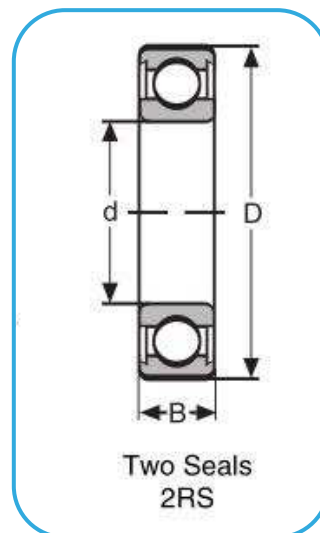
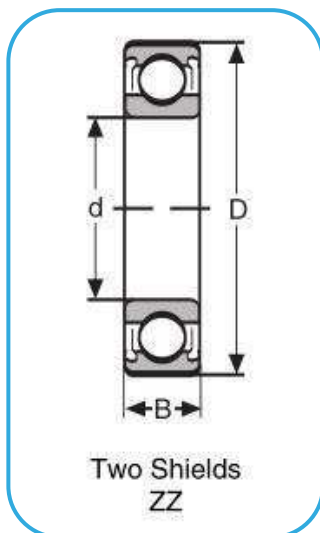
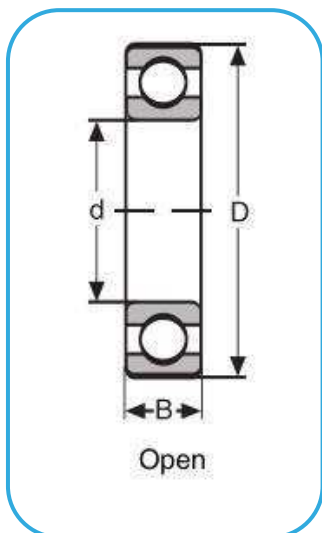
### Series 12. 12 K. Adapter Sleeves for Series 12 K

Bearing No.		Millimetres			Basic Capacity. Kg.		Max. permissible speed r.p.m	Adapter sleeve No.	mm	in.		mm
Cyl. bore	Taper bore	d	D	B	Static Co	Dynamic C			d1	d1 1)	d2 2)	L
1200		10	30	9	140	425	24000					
1		12	32	10	153	480	22000					
2		15	35	11	208	585	19000					
3		17	40	12	245	610	18000					
4		20	47	14	320	780	15000					
5	1205 K	25	52	15	405	950	13000	H 205	20	3/4	-	26
6	06 K	30	62	16	570	1220	10000	H 206	25	1	7/8	27
7	07 K	35	72	17	640	1220	9000	H 207	30	-	1-1/8	29
8	08 K	40	80	18	815	1500	8500	H 208	35	1-1/4	1-3/8	31
9	09 K	45	85	19	915	1700	7500	H 209	40	1-1/2	-	33
10	10 K	50	90	20	1020	1760	7000	H 210	45	1-3/4	1-5/8	35
11	11 K	55	100	21	1270	2080	6300	H 211	50	2	1-7/8	37
12	12 K	60	110	22	1460	2360	5600	H 212	55	-	2-1/8	38
13	13 K	65	120	23	1600	2400	5300	H 213	60	2-1/4	-	40
14	-	70	125	24	1760	2700	5000	-	-	-	-	-
15	15 K	75	130	25	2000	3000	4800	H 215	65	2-1/2		43
16	16 K	80	140	26	2200	3100	4500	H 216	70	2-3/4		46
17	17 K	85	150	28	2650	3800	4000	H 217	75	3		50
18	18 K	90	160	30	3000	4400	3800	H 218	80	-		52
19	-	95	170	32	3450	5000	3600	-	-	-		-
20	20 K	100	180	34	3600	5400	3400	H 220	90	3-1/2		58
1222	1222 K	110	200	38	5000	6800	3000	H 222	100	4		63



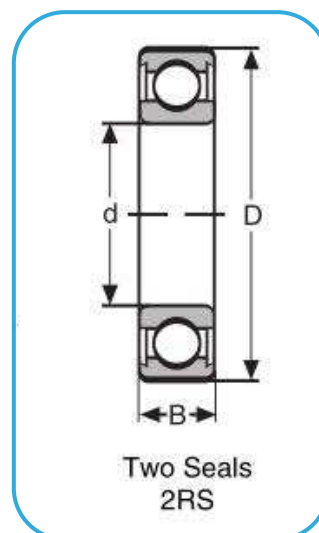
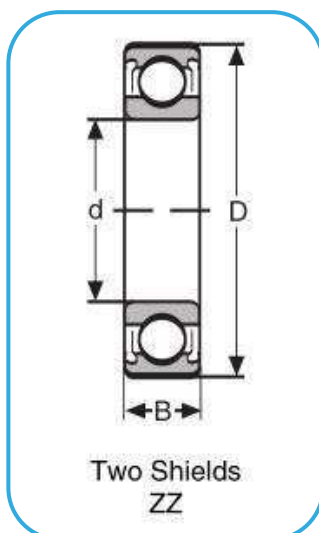
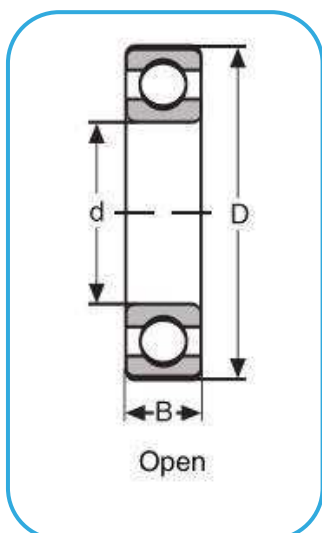
### Series 22. 22 K. Adapter Sleeves for Series 22 K

Bearing No.		Millimetres			Basic Capacity. Kg.		Max. permissible speed r.p.m	Adapter sleeve No.	mm	in.		mm
Cyl. bore	Taper bore	d	D	B	Static Co	Daynami c C			d1	d1 1)	d2 2)	L
2200		10	30	14	180	570	22000					
1		12	32	14	200	585	20000					
2		15	35	14	216	600	18000					
3		17	40	16	280	765	17000					
4		20	47	18	390	980	14000					
5	2205 K	25	52	18	425	980	11000	H 305	20	3/4	-	29
6	06 K	30	62	20	560	1200	9500	H 306	25	1	7/8	31
7	07 K	35	72	23	800	1700	8500	H 307	30	-	1-1/8	35
8	08 K	40	80	23	915	1760	7500	H 308	35	1-1/4	1-3/8	36
9	09 K	45	85	23	1020	1800	7000	H 309	40	1-1/2	-	39
10	10 K	50	90	23	1080	1800	6300	H 310	45	1-3/4	1-5/8	42
11	11 K	55	100	25	1270	2080	6000	H 311	50	2	1-7/8	45
12	12 K	60	110	28	1600	2650	5300	H 312	55	-	2-1/8	47
13	13 K	65	120	31	2040	3400	5000	H 313	60	2-1/4	-	50
14	-	70	125	31	2160	3450	4800	-	-	-	-	-
15	15 K	75	130	31	2240	3450	4500	H 315	65	2-1/2		55
16	16 K	80	140	33	2500	3800	4000	H 316	70	2-3/4		59
17	17 K	85	150	36	3000	4550	3800	H 317	75	3		63
18	18 K	90	160	40	3600	5500	3600	H 318	80	-		65
20	20 K	100	180	46	5100	7650	3200	H 320	90	3-1/4		71
2222	2222 K	110	200	53	6400	9800	2800	H 322	100	4		77



**Series 13. 13K. Adapter Sleeves for Series 13 K**

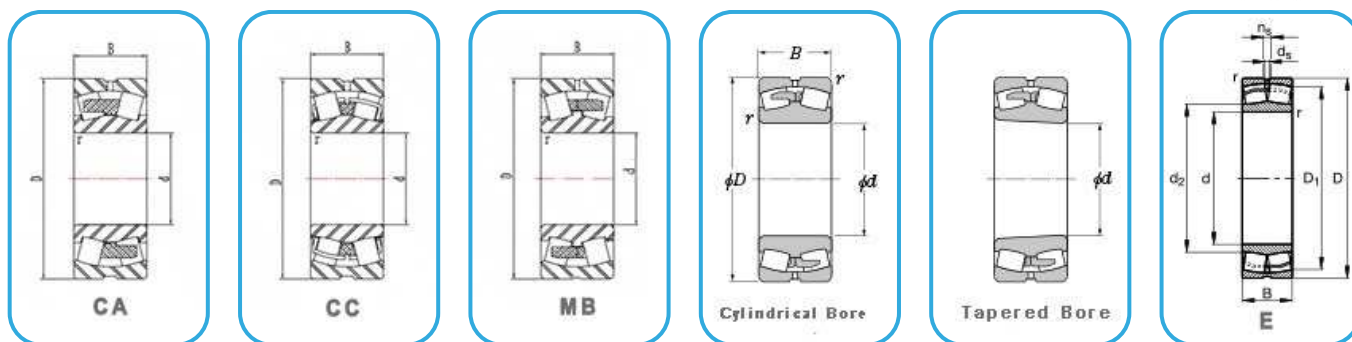
Bearing No.		Millimetres			Basic Capacity. Kg.		Max. permissible speed r.p.m	Adapter sleeve No.	mm	in.		mm
Cyl. bore	Taper bore	d	D	B	Static Co	Daynamic C			d1	d1 1)	d2 2)	L
1302		15	42	13	270	750	17000					
3		17	47	14	375	980	14000					
4		20	52	15	400	980	12000					
5	1305 K	25	62	17	600	1400	9500	H 305	20	3/4	-	29
6	06 K	30	72	19	765	1660	9000	H 306	25	1	7/8	31
7	07 K	35	80	21	965	1960	7500	H 307	30	-	1-1/8	35
8	08 K	40	90	23	1200	2320	6700	H 308	35	1-1/4	1-3/8	36
9	09 K	45	100	25	1560	3000	6300	H 309	40	1-1/2	-	39
10	10 K	50	110	27	1730	3400	5600	H 310	45	1-3/4	1-5/8	42
11	11 K	55	120	29	2200	4000	5000	H 311	50	2	1-7/8	45
12	12 K	60	130	31	2600	4500	4500	H 312	55	-	2-1/8	47
13	13 K	65	140	33	2850	4800	4300	H 313	60	2-1/4	-	50
14	-	70	150	35	3450	5850	4000	-	-	-	-	-
15	15 K	75	160	37	3750	6200	3800	H 315	65	2-1/2	-	55
16	16 K	80	170	39	4150	6950	3600	H 316	70	2-3/4	-	59
17	17 K	85	180	41	4750	7650	3400	H 317	75	3	-	63
1318	1318 K	90	190	43	5500	9160	3200	H 318	80	-	-	65



**Series 23. 23K. Adapter Sleeves  
for Series 23 K**

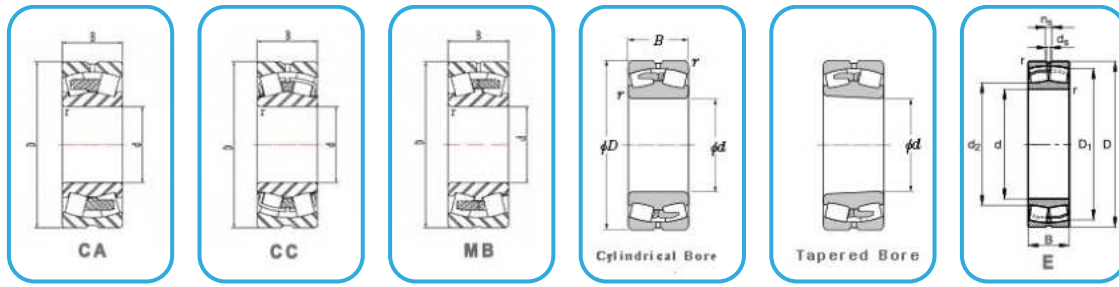
Bearing No.		Millimetres			Basic Capacity. Kg.		Max. permissible speed r.p.m	Adapter sleeve No.	mm	in.	mm
Cyl. bore	Taper bore	d	D	B	Static Co	Daynamic C			d1	d1)	L
2302		15	42	17	335	930	15000				
3		17	47	19	415	1120	13000				
4		20	52	21	550	1400	11000				
5	2305 K	25	62	24	765	1900	9500	H 2305	20	3/4	35
6	06 K	30	72	27	1020	2450	8500	H 2306	25	1	38
7	07 K	35	80	31	1320	3050	7000	H 2307	30	-	43
8	08 K	40	90	33	1600	3550	6300	H 2308	35	1-1/4	46
9	09 K	45	100	36	1960	4250	5600	H 2309	40	1-1/2	50
10	10 K	50	110	40	2400	5000	5300	H 2310	45	1-3/4	55
11	11 K	55	120	43	2850	5850	4800	H 2311	50	2	59
12	12 K	60	130	46	3350	6800	4500	H 2312	55	-	62
13	13 K	65	140	48	3900	7500	4000	H 2313	60	2-1/4	65
14	-	70	150	51	4500	8500	3800	-	-	-	-
15	15 K	75	160	55	5200	9500	3400	H 2315	65	2-1/2	73
16	16 K	80	170	58	5850	10600	3200	H 2316	70	2-3/4	78
17	17 K	85	180	60	6200	11000	3000	H 2317	75	3	82
2318	2318 K	90	190	64	6950	11800	2800	H 2318	80	-	86





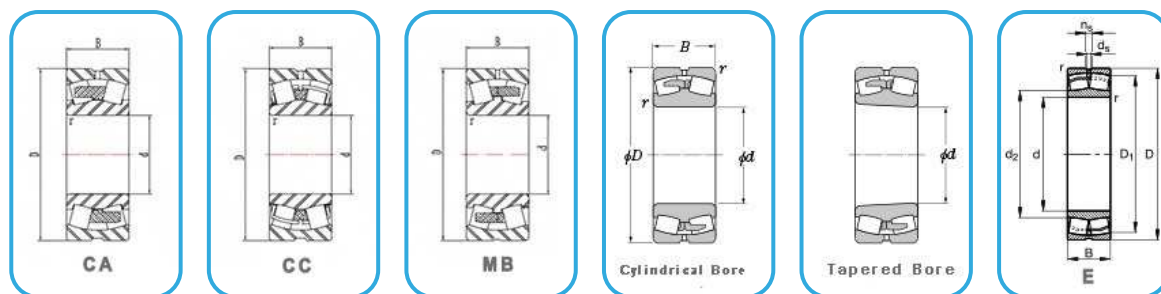
**Series 231. 231 CK. Adapter and Withdrawal Sleeves for Series 231 CK**

Bearing No.	Millimetres			Basic Capacity. Kg.		Max. permissible speed r.p.m	Adapter sleeve No.	mm	in.	mm	With-drawal sleeve No.	mm	
	d	D	B	Static Co	Daynamic C			d1	d1 2)	L		d1	L
23120 C	100	165	52	27500	28500	1700	H 3120	90	3-1/2	76	AHX 3120	95	64
22 C	110	180	56	32500	33500	1600	H 3122	100	4	81	AHX 3122	105	68
24 C	120	200	62	39000	39000	1400	H 3124	110	4-1/4	88	AHX 3124	115	75
26 C	130	210	64	44000	43000	1300	H 3126	115	4-1/2	92	AHX 3126	125	78
28 C	140	225	68	50000	48000	1100	H 3128	125	5	97	AHX 3128	135	83
30 C	150	250	80	68000	64000	1000	H 3130	135	5-1/4	111	AHX 3130	145	96
32 C	160	270	86	78000	75000	950	H 3132	140	5-1/2	119	AH 3132	150	103
34 C	170	280	88	85000	80000	900	H 3134	150	6	122	AH 3134	160	104
36 C	180	300	96	100000	93000	900	H 3136	160	6-1/2	131	AH 3136	170	116
38 C	190	320	104	118000	106000	850	H 3138	170	6-3/4	141	AH 3138	180	125
40 C	200	340	112	134000	122000	800	H 3140	180	7	150	AH 3140	190	134
44 C	220	370	120	156000	140000	700	H 3144 A	200		161	AH 3144	200	145
48 C	240	400	128	180000	160000	670	H 3148 A	220		172	AH 3148	220	154
52 C	260	440	144	220000	196000	600	H 3162 A	240		190	AH 3152	240	172
56 C	280	460	146	236000	204000	560	H 3156 A	260		195	AH 3156	260	175
60 CA	300	500	160	265000	232000	530	H 3160	280		208	AH 3160	280	192
64 CA	320	540	176	310000	270000	480	H 3164	300		226	AH 3164	300	209
68 CA	340	580	190	365000	315000	450	H 3168	320		254	AH 3168	320	225
72 CA	360	600	192	390000	335000	430	H 3172	340		259	AH 3172	340	229
76 CA	380	620	194	405000	335000	400	H 3176	360		264	AH 3176	360	232
80 CA	400	650	200	415000	345000	380	H 3180	380		272	AH 3180	380	240
84 CA	420	700	224	500000	415000	360	H 3184	400		304	AH 3184	400	266
88 CA	440	720	226	540000	440000	340	H 3188	410		307	AHX 3188	420	270
92 CA	460	760	240	610000	500000	320	H 3192	430		326	AHX 3192	440	285
96 CA	480	790	248	640000	520000	300	H 3196	450		335	AHX 3196	460	295
231/500 CA	500	830	264	735000	585000	280	H 31/500	470		356	AHX 31/500	480	313



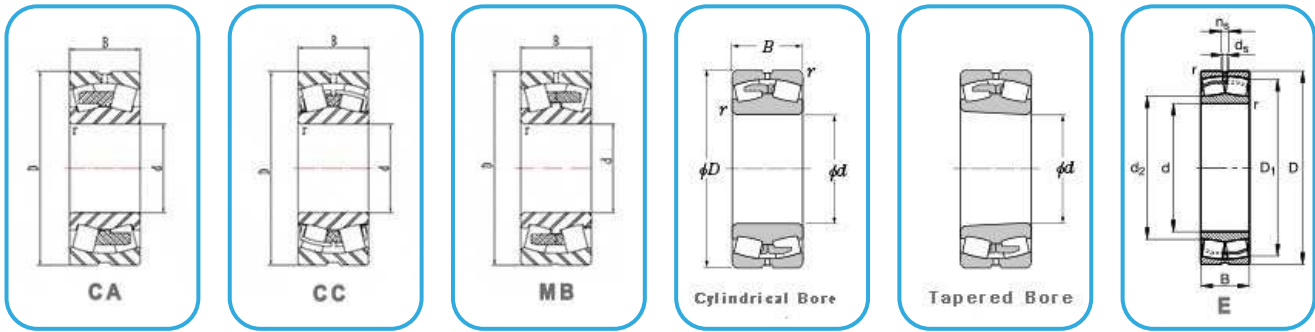
**Series 222C, 222 CK. Adapter and Withdrawal Sleeves for Series 222 CK**

Bearing No.	Millimetres			Basic Capacity. Kg.		Max. permissible speed r.p.m	Adapter sleeve No.	mm	in.		mm	Withdrawal sleeve No.	mm	
	d	D	B	Static Co	Daynamic C			d1	d1 2)	d1 3)	L		d1	L
22205 C	25	52	18	2200	3150	7000	-	-	-		-			
06 C	30	62	20	3050	4300	6000	-	-	-		-			
07 C	35	72	23	4150	5600	5000	-	-	-		-			
08 C	40	80	23	4800	6550	4800	H 308	35	1-1/4	1-3/8	36	AH 308	35	29
09 C	45	85	23	5200	6800	4300	H 309	40	1-1/2	-	39	AH309	40	31
10 C	50	90	23	5500	7100	3800	H 310	45	1-3/4	1-5/8	42	AHX 310	45	35
11 C	55	100	25	6800	8800	3400	H 311	50	2	1-7/8	45	AHX 311	50	37
12 C	60	110	28	8500	10800	3200	H 312	55	-	2-1/8	47	AHX 312	55	40
13 C	65	120	31	10200	12700	2800	H 313	60	2-1/4		50	AH 313	60	42
14 C	70	125	31	10600	13200	2600	-	-	-		-	AH 314	65	43
15 C	75	130	31	11200	13700	2400	H 315	65	2-1/2		55	AH 315	70	45
16 C	80	140	33	12900	15600	2200	H 316	70	2-3/4		59	AH 316	75	48
17 C	85	150	38	15000	18000	2000	H 317	75	3		63	AHX 317	80	52
18 C	90	160	40	18600	21600	1900	H 318	80	-		65	AHX 318	85	53
19 C	95	170	43	21600	25000	1900	H 319	85	3-1/4		68	AHX 319	90	57
20 C	100	180	46	24000	27500	1800	H 320	90	3-1/2		71	AHX 320	95	59
22 C	110	200	53	32500	36000	1700	H 322	100	4		77	AHX 3122	105	68
24 C	120	215	58	38000	41500	1600	H 3124	110	4-1/4		88	AHX 3124	115	75
26 C	130	230	64	45500	49000	1400	H 3126	115	4-1/2		92	AHX 3126	125	78
28 C	140	250	68	51000	55000	1300	H 3128	125	5		97	AHX 3128	135	83
30 C	150	270	73	63000	65500	1200	H 3130	135	5-1/4		111	AHX 3130	145	96
32 C	160	290	80	75000	76500	1000	H 3132	140	5-1/2		119	AH 3132	150	103
34 C	170	310	86	85000	86500	950	H 3134	150	6		122	AH 3134	160	104
36 C	180	320	86	90000	90000	950	H 3136	160	6-1/2		131	AH 2236	170	105
38 C	190	340	92	98000	98000	900	H 3138	170	6-3/4		141	AH 2238	180	112
40 C	200	360	98	112000	112000	850	H 3140	180	7		150	AH 2240	190	118
44 C	220	400	108	137000	134000	800	H 3144A	200			161	AH 2244	200	130
48 C	240	440	120	173000	170000	700	H 3148A	220			172	AH 2248	220	144
52	260	480	130	170000	156000	670	H 3152A	240			190	AH 2252	240	155
54	280	500	130	183000	166000	630	H 3166A	260			195	AH 2256	260	155
60	300	540	140	212000	190000	600	H 3160	280			208	AH 2260	280	170
22264	320	580	150	245000	216000	530	H 3164	300			226	AH 2264	300	180



**Series 232C, 232 CK. Adapter and Withdrawal Sleeves for Series 232 CK**

Bearing No.	Millimetres			Basic Capacity, Kg.		Max. permissible speed r.p.m	Adapter sleeve No.	mm	in.	mm	With-drawal sleeve No.	mm	
	d	D	B	Static Co	Daynamic C			d1	d1 2)	L		d1	L
23218 C	90	160	52.4	25500	27500	1700	H 2318	80	-	86	AHX 3218	85	63
20 C	100	180	60.3	34500	36500	1600	H 2320	90	3 1/2	97	AHX 3220	95	73
22 C	110	200	69.8	45000	46500	1400	H 2322	100	4	105	AHX 3222	105	82
24 C	120	215	76	53000	54000	1300	H 2324	110	4 1/4	112	AHX 3224	115	90
26 C	130	230	80	61000	61000	1200	H 2326	115	4 1/2	121	AHX 3226	125	98
28 C	140	250	88	72000	71000	1000	H 2328	125	5	131	AHX 3228	135	104
30 C	150	270	96	85000	83000	950	H 2330	135	5 1/4	139	AHX 3230	145	114
32 C	160	290	104	96500	95000	900	H 2332	140	5 1/2	147	AH 3232	150	124
34 C	170	310	110	112000	108000	900	H 2334	150	6	154	AH 3234	160	134
36 C	180	320	112	122000	114000	850	H 2336	160	6 1/2	161	AH 3236	170	140
38 C	190	340	120	140000	129000	800	H 2338	170	6 3/4	169	AH 3238	180	145
40 C	200	360	128	156000	143000	800	H 2340	180	7	176	AH 3240	190	153
44 C	220	400	144	200000	183000	670	H 2344 A	200		186	AH 2344	200	181
48 C	240	440	160	250000	224000	630	H 2348 A	220		199	AH 2348	220	189
52 CA	260	480	174	260000	240000	560	H 2352A	240		211	AH 2352	240	205
56 CA	280	500	176	280000	250000	530	H 2356 A	260		224	AH 2356	260	212
60 CA	300	540	192	335000	300000	480	H 3260	280		240	AH 3260	280	228
64 CA	320	580	208	390000	340000	450	H 3264	300		258	AH 3264	300	246
68 CA	340	620	224	455000	390000	430	H 2368	320		288	AH 3268	320	264
72 CA	360	650	232	480000	415000	400	H 2372	340		299	AH 3272	340	274
76 CA	380	680	240	530000	450000	380	H 2376	360		310	AH 3276	360	284
80 CA	400	720	256	600000	510000	340	H 2380	380		328	AH 3280	380	302
84 CA	420	760	272	670000	570000	320	H 2384	400		352	AH 3284	400	321
88 CA	440	790	280	710000	600000	320	H 2388	410		361	AHX 3288	420	330
92 CA	460	830	296	800000	655000	300	H 2392	430		382	AHX 3292	440	349
96 CA	480	870	310	865000	720000	260	H 2396	450		397	AHX 3296	460	364
232/500 CA	500	920	336	1000000	830000	240	H 32/500	470		428	AHX 32/500	480	393
530 CA	530	980	355	1140000	930000	220	H 32/530	500		447			



**Series 223C, 223 CK. Adapter and Withdrawal Sleeves for Series 223 CK**

Bearing No.	Millimetres			Basic Capacity. Kg.		Max. permissible speed r.p.m	Adapter sleeve No.	mm	in.	mm	With-drawal sleeve No.	mm	
	d	D	B	Static Co	Daynamic C			d1	d1 2)	L		d1	L
22308C	40	90	33	7500	10000	4300	H 2308	35	1 1/4	46	AH 2308	35	40
09 C	45	100	36	9650	12200	3800	H 2309	40	1 1/2	50	AH 2309	40	44
10 C	50	110	40	12200	15600	3400	H 2310	45	1 3/4	55	AHX 2310	45	50
11 C	55	120	43	14000	17600	3000	H 2311	50	2	59	AHX 2311	50	54
12 C	60	130	46	17000	20800	2800	H 2312	55	-	62	AHX 2312	55	58
13 C	65	140	48	18300	22400	2400	H 2313	60	2 1/4	65	AH 2313	60	61
14 C	70	150	51	21600	26000	2200	-	-	-	-	AHX 2314	65	64
15 C	75	160	55	26000	31000	2000	H 2315	65	2 1/2	73	AHX 2315	70	68
16 C	80	170	58	28000	33500	1900	H 2316	70	2 3/4	78	AHX 2316	75	71
17 C	85	180	60	31500	37500	1800	H 2317	75	3	82	AHX 2317	80	74
18 C	90	190	64	37500	42500	1800	H 2318	80	-	86	AHX 2318	85	79
19 C	95	200	67	40500	45500	1700	H 2319	85	3 1/4	90	AHX 2319	90	85
20 C	100	215	73	48000	54000	1700	H 2320	90	3 1/2	97	AHX 2320	95	90
22 C	110	240	80	58500	64000	1500	H 2322	100	4	105	AHX 2322	105	98
24 C	120	260	86	68000	75000	1300	H 2324	110	4 1/4	112	AHX 2324	115	105
26 C	130	280	93	80000	86500	1200	H 2326	115	4 1/2	121	AHX 2326	125	115
28 C	140	300	102	93000	100000	1100	H 2328	125	5	131	AHX 2328	135	125
30 C	150	320	108	106000	114000	1000	H 2330	135	5 1/4	139	AHX 2330	145	135
32 C	160	340	114	118000	122000	950	H 2332	140	5 1/2	147	AH 2332	150	140
34 C	170	360	120	132000	137000	900	H 2334	150	6	154	AH 2334	160	146
36 C	180	380	126	150000	153000	850	H 2336	160	6 1/2	161	AH 2336	170	154
38 C	190	400	132	160000	166000	850	H 2338	170	6 3/4	169	AH 2338	180	160
40 C	200	420	138	176000	180000	800	H 2340	180	7	176	AH 2340	190	170
44 C	220	460	145	208000	208000	700	H 2344 A	200		186	AH 2344	200	181
48 C	240	500	155	240000	240000	670	H 2348 A	220		199	AH 2348	220	189
52 C	260	540	165	275000	270000	600	H 2352 A	240		211	AH 2352	240	205
22356 C	280	580	175	315000	306000	560	H 2356 A	260		224	AH 2356	260	212

## Inch / Millimeters Conversation Table

Inch.	Millimetre	Inch.	Millimetre		
1/64.....	0.016	0.397	33/64.....	0.516	13.097
1/32.....	0.031	0.794	17/32.....	0.531	13.494
3/64.....	0.047	1.191	35/64.....	0.547	13.891
1/16.....	0.063	1.588	9/16.....	0.563	14.588
5/64.....	0.078	1.984	37/64.....	0.578	14.684
3/32.....	0.094	2.381	19/32.....	0.594	15.081
7/64.....	0.109	2.778	39/64.....	0.609	15.478
1/8.....	0.125	3.175	5/8.....	0.625	15.875
9/64.....	0.141	3.572	41/64.....	0.641	16.272
5/32.....	0.156	3.969	21/32.....	0.656	16.669
11/64.....	0.1721	4.366	43/64.....	0.6721	17.066
3/16.....	0.188	4.763	11/16.....	0.688	17.463
13/64.....	0.203	5.159	45/64.....	0.703	17.859
7/32.....	0.219	5.556	23/32.....	0.719	18.256
15/64.....	0.234	5.953	47/64.....	0.734	18.653
1/4.....	0.250	6.350	3/4.....	0.750	19.050
17/64.....	0.266	6.747	49/64.....	0.766	19.447
9/32.....	0.281	7.244	25/32.....	0.781	19.844
19/64.....	0.297	7.541	51/64.....	0.797	20.241
5/16.....	0.313	7.938	13/16.....	0.813	20.638
21/64.....	0.328	8.334	53/64.....	0.828	21.034
11/32.....	0.344	8.731	27/32.....	0.844	21.431
23/64.....	0.359	9.128	55/64.....	0.859	21.828
3/8.....	0.375	9.525	7/8.....	0.875	22.225
25/64.....	0.391	9.922	57/64.....	0.891	22.622
13/32.....	0.406	10.319	29/32.....	0.906	23.019
27/64.....	0.422	10.716	59/64.....	0.922	23.416
7/16.....	0.438	11.113	15/16.....	0.938	23.813
29/64.....	0.453	11.509	61/64.....	0.953	24.209
15/32.....	0.469	11.906	31/32.....	0.969	24.606
31/64.....	0.484	12.303	63/64.....	0.984	25.003
1/2.....	0.500	12.7	1".....	1.000	25.400



## UNIQUE SWASTIK AGENCY

### Mfg. of "USA" Brand Plummer Blocks

📍 OFFICE : Behind Shethia Building,  
Mandir khadki Naka, Kadiakui,  
Relief Road, Ahmedabad-380 001

📍 FACTORY : 11, Ajit Industrial Estate  
Part -1, Oppo. P R Estate Nagarwel  
Hanuman Road, Amraiwadi,  
Ahemdabad - 380026

☎ Phone : +91 98254 37368  
+91 98254 14721

✉ Email : [usa\\_pedestal@yahoo.co.in](mailto:usa_pedestal@yahoo.co.in)

